

OFFICE OF THE ILLINOIS STATE TREASURER

ANNUAL REPORT 2025



Illinois State Treasurer

MICHAEL FRERICHs

LETTER FROM THE ILLINOIS STATE TREASURER

Dear Illinoisans,

Many residents associate my office with collecting taxes and paying the state's bills. They are surprised to learn that neither of those responsibilities fall under our purview. Folks are again surprised to learn of everything my office does to help both individuals and growing families, from the day a newborn arrives through one's retirement.

I am proud to say that the office I have led since 2015 is very different today, because my team consistently looks at ways to revive dormant programs, expand the impact of current ones, and both improve or create new initiatives which improve the quality of life and financial security for all Illinoisans.

Our primary responsibility is managing the state's investment portfolio. Fiscal Year 2025 began July 1, 2024, and ended June 30, 2025. In FY 2025, our office remained committed to innovating and growing programs that benefit taxpayers.

As the state's Chief Investment Officer, we invest money on behalf of taxpayers, college and retirement savers, and units of local government. Our investment approach is cautious to preserve principal. In FY 2025 those actions yielded \$2.5 billion in investment earnings. That money is re-invested in local communities, in their parks, schools, roads and bridges.

I appreciate the opportunity to illustrate the impact of The Office of the Illinois State Treasurer. From the moment a child is born in Illinois, they receive their first tool to support their long-term financial security. And for small businesses seeking to retain their employees, and provide retirement benefits, our Secure Choice retirement savings program offers short-term and long-term options. All Illinoisans can rest assured that my office also helps people with disabilities save for their futures, and protects all residents from predatory companies. Whether supporting a local food pantry through our Charitable Trust program, or investing in start-ups, our accomplishments are both meaningful and measurable, and include:

FIGHTING FOR FAMILIES: Our unclaimed property unit safeguards more than \$5 billion in cash and valuables. We receive everything from undelivered paychecks, utility refunds, life insurance policies, and safe deposit boxes – contents included. Since 2015,

we have returned a record-shattering \$2.4 billion; \$303 million of which was paid out in FY 2025.

HONORING OUR VETERANS: The remnants of war and military service include medals that recognize veterans' heroic efforts—none more significant than the Purple Heart. Since our office launched Operation Purple Heart in 2021, we have returned 17 Purple Hearts—a national record. Returning these medals to families—many of whom are unaware of a loved one's heroism—is by far the most rewarding part of my job. This year alone, we broke another national record when we returned six Purple Hearts. We won't stop until all remaining seven medals are returned.

COLLEGE SAVINGS: Our College Savings plans celebrated their 25th year, and remain national leaders. For the seventh time, Morningstar awarded a Gold rating to Bright Start—securing its spot as one of the top five plans in the country. Forbes, Business Insider, Kiplinger, and the Motley Fool also recognized Bright Start as among the nation's best 529 plans. Our advisor-guided Bright Directions received a Bronze rating—the only one of its kind to rise in stature. At the end of FY 2025, we managed more than \$22 billion across nearly 940,000 accounts, the proceeds of which help pay for eligible expenses at a community college, university, qualifying trade school, or apprenticeship.

Through FY 2025, more than 18,500 young children started their college savings accounts with a one-time \$50 seed deposit made possible through our First Steps program.

SAVING FOR RETIREMENT: Illinois not only recognized our national retirement savings crisis, it took action. Illinois was the first state to enact retirement security legislation to help more private-sector workers save for the future. Our Secure Choice retirement savings program helps both small businesses that don't offer a qualified retirement plan and their employees. If employees find a new job, they don't leave that money behind because Secure Choice is portable and moves with them. Program enrollment continued to grow in FY 2025, with more than 157,000 workers saving over \$264 million for retirement.

PEOPLE WITH A DISABILITY: Achieving a Better Life Experience

(ABLE) savings and investment accounts allow eligible individuals with a disability to save their own money for disability-related expenses without jeopardizing federal benefits. More than 8,200 individuals have saved over \$105 million through Illinois ABLE accounts.

INVESTING FOR STATE AND LOCAL GOVERNMENTS:

During FY 2025, we made \$1.56 billion in investment earnings from the State Investment Portfolio and more than \$998 million in investment earnings for the Illinois Funds. Approximately 1,500 local governments participate in the Illinois Funds investment pool.

A second public treasury management program, ePAY, allows local governments and state agencies to safely and securely accept electronic payments on multiple platforms. In FY 2025, over 500 communities, districts, and agencies accepted 16 million payments, valued at more than \$2.8 billion.

INVESTING IN THE ILLINOIS ECONOMY: By directing capital toward high-potential companies, emerging managers, and mission-aligned infrastructure projects, my office is a powerful catalyst for economic growth. Our strategic investment platforms, including the Illinois Growth and Innovation Fund and the FIRST Fund, are strengthening Illinois' innovation ecosystem, supporting long-term economic resilience, and bolstering Illinois' position as a critical transportation hub. These initiatives have helped generate more than 19,000 new jobs, expanded access to growth capital for Illinois-based businesses, and advanced critical infrastructure investments that enhance the state's competitiveness and future readiness.

Our investments on behalf of the state, college and retirement savers, and units of local government ensure individuals and organizations have bright financial futures.

This year marks a decade since I took office. I am humbled to continue to serve the people of Illinois. My dedication to keep our state portfolio safe and sound is steadfast, and my commitment to serve Illinoisans through programs that support their financial security and grow our state, regional, and local economies remains unwavering.

Sincerely,

Michael Frerichs
Michael Frerichs

Illinois State Treasurer



The background of the entire page is a dense, overlapping collage of US dollar bills, primarily \$100 bills, rendered in a dark blue monochrome. The bills are scattered across the frame, with some showing the portrait of Benjamin Franklin and others showing the portrait of Andrew Jackson. The text "THE OFFICE'S VISION FOR ILLINOIS" is overlaid on the left side of the image.

THE OFFICE'S VISION **FOR ILLINOIS**

The Illinois State Treasurer's Office is dedicated to protecting the state's investment portfolio, ensuring the liquidity of state investments, and consistently producing earnings at or above industry standards.

Our investment decisions will promote education, access, and opportunity for individuals and governmental bodies across our state.

The Treasurer's Office is committed to fulfilling this mission in a highly professional and ethical manner, while striving for transparency, efficiency, and preservation of public trust.

TABLE OF

CONTENTS

6	Investments, Banking, and Finance
8	Invest in Illinois
10	Investing in the Illinois Economy: Illinois is the Midwest Technology Hub
12	Investing in Illinois Infrastructure and Real Estate
13	Investing in Illinois Talent Development
14	Leveling the Playing Field
19	Growing Illinois Businesses and the State's Economy
20	Making Money for the People of Illinois
21	ePay: More Options and Services
22	Unclaimed Property
23	College Savings Programs
24	Illinois ABLE: Achieving a Better Life Experience
25	Illinois Secure Choice: A Path to Retiring with Dignity
26	Charitable Trust Stabilization Grants
27	Money Minded Illinois: Financial Literacy and Education
28	Illinois Financial Wellness Hub
29	Investment Policies
30	Financials
48	Contact Us



Investments, Banking, and Finance

State Investments & Banking

The General Assembly passes an annual budget that directs how public money is collected and expended. That money is not immediately spent. The Treasurer's Office is responsible for receiving and safekeeping public monies and managing the State Investments Portfolio, ensuring liquidity to meet the State's obligations and investing all remaining funds in authorized investments. The State Investments Portfolio, with total assets over \$41 billion, at the end of FY25, is an investment program with the following objectives: safety of principal, liquidity, diversification, return on investment, and to support community development efforts.

Furthermore, State Banking maintains numerous accounts with financial institutions to process deposits for check clearing, lockbox services, ACH transactions, depository and custodial services, and electronic payment transactions on the State's behalf. In FY2025, the State Banking Division processed \$256 billion in receipts and \$253 billion in expenditures on behalf of the State.

The Illinois Public Treasurers' Investment Pool ("The Illinois Funds")

Created in 1975, the Illinois Public Treasurers' Investment Pool (referred to as "The Illinois Funds") was one of the first local government investment pools established in the nation. The Illinois Funds enables communities across the state to pool their

investable assets together in a fund to earn greater returns, at a much lower cost, than they would on their own. The fund is comprised of nearly 1,500 participating local governments and state agencies with net assets over \$21 billion as of June 30, 2025, making it one of the nation's largest LGIPs. The Illinois Funds is a safe, secure, highly liquid, and diversified fund that maintains Fitch's AAmmf rating, the highest fund rating possible.

ePAY

ePAY is a full-service electronic payment service that permits Illinois government agencies and entities to quickly and securely receive monies through convenient, customized payment channels. Since 2002, ePAY has provided public government agencies and state universities with safe, timely, and competitively priced solutions for credit/debit card and electronic check acceptance. ePAY processed nearly \$2.8 billion in volume and nearly 16 million transactions. The Illinois Treasurer conducts and oversees product management, including customer service, marketing, and compliance.

Fiscal Operations

Fiscal Operations successfully performs daily, monthly, quarterly, and annual general accounting activities, including balancing the general ledger, processing accounts payable, reconciling bank accounts, compiling budget estimates for the appropriation process, and preparing financial statements. The team is also responsible for processing payment warrants, forgery claims and depositing unclaimed property, circuit clerk, estate tax, and other miscellaneous receipts. The Fiscal Operations Division continues to work toward its overall objective to provide accurate and timely general, budgetary, and financial reporting services to internal and external constituents.

Portfolio & Risk Analytics

Portfolio & Risk Analytics is responsible for managing several investment objectives, fiduciary duties, and strategic initiatives. This includes analyzing, modeling, forecasting, compliance, and reporting efforts for the internally managed investment portfolio. The division monitors portfolio performance, identifies and mitigates risk exposure, and seeks investment opportunities that offer financial value creation. As such, they assess existing and prospective debt-issuing counterparties for investment suitability and report on financial strength such as creditworthiness, financial performance, and potential factors that may have a material financial impact on the safety and/or performance of our investments. The division also assists the internally managed portfolio teams with certain auditing and reconciliation activities. The eligibility and suitability of existing and prospective broker/dealers is examined to identify financial performance, compliance with regulators, and other risks. The division employs internal quantitative and qualitative models to measure risk, utilizing market best practices of data and relative analysis to ensure financial application measures up against self-performance, industry peers, and the overall market. Investment limits and any restrictions, where applicable, are formally presented to the Chief Banking Officer which helps guide the investment decisions of the Treasurer's Office.

Impact Investments

In 2020, Illinois State Treasurer Michael Frerichs and Chicago City Treasurer Melissa Conyears-Ervin joined together to create the Advancing Equity and Banking Commission (AEBC), a network of prominent banking institutions anchored in Illinois and committed to advancing equity and eliminating systemic racism in the banking industry through equitable hiring and lending and investment in Black neighborhoods.

Frerichs and Conyears-Ervin hosted the Reversing Systemic Racism & Black Divestment in Banking Virtual Town Hall to officially launch the new commission. The inaugural event was held on June 19, 2020, Juneteenth, the holiday honoring the day in 1865 when the last group of enslaved Black Americans in Texas finally learned that the Civil War had ended and they had been freed by the Emancipation Proclamation two years earlier.

In 2024, the Advancing Equity in Banking Commission was sunset. Through collaboration and partnership with seven of the largest banking institutions in Illinois, a collective \$19.6 billion have been invested in marginalized communities throughout the state. Our partners included JP Morgan Chase, PNC Bank, BMO Bank, CIBC Bank, Huntington Bank, Fifth Third Bank and Wintrust Bank.

Division of Public Market Investments

The Division of Public Market Investments is responsible for monitoring externally managed portfolios and investment funds within the investment vehicles of the Treasurer's Office, including, but not limited to, the 529 College Savings Programs, Illinois Secure Choice Retirement Savings Program, and Illinois Achieving a Better Life Experience (ABLE) Savings Program. The Division of Public Market Investments is responsible for the sourcing, selection, assessment, diligence, and integration of sustainability factors for all prospective and current investment managers. The team continually reviews investment framework/design, portfolio construction, manager selection, asset allocation and modification, economic impact, investment policies/objectives, and management structures, helping guide decisions regarding the continued appropriateness of investment managers, policies, and program structures.

Division of Alternative Investments

The Division of Alternative Investments is responsible for monitoring externally managed investment funds within the investment vehicles of the Treasurer's Office, including, but not limited to, the Illinois Growth and Innovation Fund (ILGIF), Student Empowerment Fund, and the FIRST Fund. The Division of Alternative Investments is responsible for the diligence, assessment, deal sourcing, selection, and integration of sustainability factors for all prospective and current investments with fund managers. The division continually reviews investment strategy and thesis, portfolio construction, manager selection, asset allocation and modification, economic impact, investment objectives, and management structures. The actions taken help guide their decisions regarding the continued appropriateness of investment managers, portfolio construction, and program structures.

Stewardship & Sustainable Investment

In order to fulfill the fiduciary and mission objectives, the Stewardship & Sustainable Investment team manages and executes a number of core investment practices that apply across the Treasurer's Office programs, including: (1) maximizing participation of qualified investment firms owned by minorities, women, veterans, or disabled persons (MWVD Program); (2) providing preference to investment firms with corporate headquarters located in Illinois (Illinois-Headquartered Program); and (3) integrating sustainability factors into the investment decision-making process in order to enhance the long-term value of the Office's investments (Raising The Bar Program).



CREAM OF THE CROP 2025

Invest in Illinois

Community Development Linked Deposits

Through the Community Development Linked Deposit Program (Linked Deposits), the Treasurer's Office deposits money in approved financial institutions at below market rate. Those financial institutions include community banks, savings and loans, and credit unions. The lenders use that capital to provide loans to qualified borrowers pursuant to the guidance and terms of the Treasurer's Office.

The Treasurer's Office is particularly focused on championing, growing, and investing in underserved areas of Illinois, including rural small towns, suburban communities, and large city centers. Not only are there investment opportunities in these communities, there are opportunities for job creation, business growth, and long-term economic prosperity.

The Linked Deposit Program consists of Ag Invest, Business Invest, and Community Invest. All offer qualified financial institutions access to State investment capital at a lower rate, in the form of a time deposit. This positions the institutions to increase lending efforts to individuals and businesses, spurring economic activity.

Ag Invest

For over 42 years, the Treasurer's Office has facilitated loan opportunities for Illinois farmers. Treasurer Frerichs is committed to our agriculture partners across the state and continues to offer a program that provides valuable resources to today's farmers.

Ag Invest FY25

1 year Operating Line of Credit:

\$936,263,546 / 3,185 borrowers

2 year Operating Line of Credit:

\$25,750,000 / 112 borrowers

Long-Term Ag:

\$33,489,956 / 104 borrowers

Cream of the Crop

The Ag Invest Program celebrated its 13th annual Cream of the Crop Photo Contest to encourage Illinois youth to become more involved in agriculture. Children of various age groups submitted agriculture-related photographs they took. This year, the Treasurer's Office received 176 photographs for judging by a panel of individuals representing education and agriculture. The winners' artwork was featured in the Treasurer's tent at the 2025 Illinois State Fair, Ag Invest Program Calendar, and other marketing materials.

Community Invest

Through Community Invest – Opportunity Illinois, the Treasurer’s Office partners with qualified financial institutions to make consumer-focused loans in designated areas (i.e. Illinois Enterprise Zones, Opportunity Zones, Low-Income Communities).

Through the Community Invest – Cannabis Banking Services Program, the Treasurer’s Office partners with qualified financial institutions to support the implementation or expansion of basic banking services to legal cannabis-related businesses in Illinois.

Community Invest FY25

\$80,000,000 / 5 Participating Institutions



Business Invest

Through the Business Invest – Community Uplift Program (CUP), the Treasurer’s Office partners with qualified financial institutions to make loans to qualifying businesses that operate in designated areas (i.e. Illinois Enterprise Zones, Opportunity Zones, Low-Income Communities).

Business Invest – Sub-Contractor Accelerator Loan Engine Program (SCALE UP Program) is an impact investment loan program facilitated by the State Treasurer’s Office to provide access to capital to small diverse construction contractor businesses in Illinois. SCALE UP partners with qualified financial institutions to provide vital economic support to small diverse businesses that would not otherwise qualify, to facilitate or expand access to capital for diverse (owned by qualified women, minority persons, military veterans, and persons with disabilities) small business construction companies in the state of Illinois that have contracts with government entities or major real estate developers.

Business Invest FY25

\$56,657,573 / 7 Participating Institutions /
58 Businesses Supported



Investing in the Illinois Economy

Illinois is the Midwest's Technology Hub

Established by Treasurer Frerichs, the Illinois Growth and Innovation Fund (ILGIF) is an evergreen impact investment fund of \$1.5 billion intended to attract, assist and retain quality technology-enabled businesses in Illinois. The Treasurer's Office does this by making targeted investments with qualified Venture Capital (VC), growth equity and qualified private venture debt firms with a nexus to the State of Illinois.

History

In 2002, lawmakers passed the Technology Development Act establishing Technology Development Account I (TDA I) authorizing the initial round of \$74 million in investments to Illinois venture capital firms. TDA I created approximately 6,300 jobs and generated more than \$150 million in private investment.

Lawmakers in 2011 authorized a second round of TDA funding, called TDA II. However, the office did not act on the authorization. In 2015, shortly after taking office, Treasurer Frerichs used the TDA II authority to establish and launch an approximately \$222 million ILGIF investment fund and began making investments in 2016.

In 2018, Treasurer Frerichs announced an increase to the amount of investment capital available in ILGIF, increasing the total to approximately \$1 billion in available investment capital over 10 years from the State's existing investment portfolio. ILGIF was structured as an evergreen fund designed to allocate capital on a recurring basis, in perpetuity, to be invested with qualified Illinois venture capital, growth equity and private venture debt investment firms.

Illinois Growth and Innovation Fund (ILGIF) Goals

1. Deliver strong investment performance for Illinois
2. Drive economic development for Illinois
3. Foster a more connected, inclusive and engaged entrepreneurial and venture community in Illinois
4. Support diversity and inclusion to enable fund managers to grow promising tech-enabled companies
5. Integrate sustainability factors to increase expected financial returns and minimize projected risk

ILGIF Projected Impact

While investment performance is a key goal, ILGIF also seeks to be an economic development catalyst. Investments through ILGIF are expected to create approximately 60,000 jobs in Illinois and attract significant private-sector capital, which will further spur interest across the Midwest, positioning Illinois as the anchor to the Midwest tech and entrepreneurial ecosystem.



**INVEST \$1.5B IN
STATE FUNDS**



**ATTRACT \$3B IN
PRIVATE INVESTMENT**



**CREATE
60,000+ JOBS**

IMPACT SINCE JANUARY 1, 2016

10%

**NET INTERNAL RATE
OF RETURN**

1.37X

**NET MULTIPLE ON
INVESTED CAPITAL**

19,486

**ILLINOIS JOBS
CREATED**

\$50.4 BILLION

INVESTED IN ILLINOIS COMPANIES

\$110.4

**IN AGGREGATE
GAAP REVENUE**

**\$342 MILLION
INVESTED IN**

**MINORITY & WOMEN-OWNED/
MANAGED FUNDS**

**INVESTED IN
462 BUSINESSES
OWNED BY MINORITIES,
WOMEN, VETERANS OR
PERSONS WITH DISABILITY**

**\$765.4 MILLION
INVESTED SINCE
INCEPTION**

**CONTINUE TO IDENTIFY, RECRUIT &
RECOMMEND MWVD FUND MANAGERS/BUSINESSES**

Investing in Illinois Infrastructure and Real Estate

Established by Treasurer Frerichs, the FIRST Fund is a first-of-its-kind, evergreen, \$1.5 billion impact investment fund dedicated to building and strengthening Illinois' infrastructure and real estate.

Legally named the Infrastructure Development Act, the act was proposed by Treasurer Frerichs to address the need for investment in real assets to develop economic and social infrastructure within the State of Illinois. The authority allows for the Illinois State Treasurer to allocate up to 5% of the State Investment Portfolio to invest in, create, and maintain infrastructure and real estate assets within the state through Illinois infrastructure development firms. Infrastructure firms must maintain a significant presence in Illinois as defined in the statute and have a track record of development in Illinois.

Through the FIRST Fund, the Treasurer's Office partners with investment firms that deploy capital into Illinois development projects. Desired outcomes for the FIRST fund include but are not limited to:

- *Local Impact:* Investing with a unique regional focus, enabling financial returns while supporting investments that grow the local economy and generate additional impact in the state through improved infrastructure and high-quality job creation.
- *Investment Diversification:* Expanding the pool of assets in which the State Investment Portfolio can be invested to diversify the portfolio, mitigate risk, and increase state investment earnings potential.
- *Sustainable Investments:* Encouraging sustainable development while also improving financial outcomes.
- *Diversity and Inclusion:* Expanding the manager pool, diversifying investor perspectives, and meeting the needs of all communities to promote more equitable and inclusive infrastructure development within the State of Illinois.
- *Worker Centric:* An adequately compensated and trained worker delivers a higher-quality product and service.





Investing in Illinois Talent Development

Purpose

The Student Empowerment Fund (SEF) is an evergreen \$1.5 billion impact investment fund that will invest in higher education financing. Through the SEF, the Office of the Illinois State Treasurer ("STO" or "Treasurer") aims to lower the cost of education for Illinoisans who are attending or have attended institutions of higher education in the state.

The SEF does not seek to compete with or replace the federal direct student loan program; rather, it seeks to provide competitively priced private student loan options for students seeking to fill a financing gap or to refinance existing student loans at a lower rate.

History

In 2019, the Illinois General Assembly passed the Student Investment Account Act (110 ILCS 991), which allows the Treasurer to invest 5% of the State's Investment Portfolio, approximately \$1.5 billion, in education loans, loan products, or to facilitate arrangements between eligible lenders and borrowers to help Illinois residents finance higher education expenses.

Student Empowerment Fund (SEF) Goals



Support access to competitively priced private student loans for Illinois residents attending Illinois institutions of higher education



Generate investment returns for the State Investment Portfolio from a diversified asset class



Support human capital development across Illinois while increasing cash flows for residents with private student loan debt



Leveling the Playing Field

A core tenet of Treasurer Frerichs’ mission is to promote education, access, and opportunity for individuals and governmental bodies across our state to give families the tools they need.

Treasurer Frerichs has made equity, diversity and inclusion a priority officewide. Treasurer Frerichs integrates sustainability factors into investment decisions to reduce risk exposures and maximize returns for the people of Illinois. This includes a focus on investment risks and opportunities related to corporate governance, environmental factors, social capital, human capital, and business model features.

Focus on Diversity

Treasurer Frerichs believes that our government should mirror the great diversity in our state. Furthermore, diversity is good for business. The Treasurer’s Office has made great strides to ensure inclusion and provide more opportunities for firms

owned by minorities, women, veterans or persons with a disability.

Among Treasurer Frerichs’ top priorities is to continue to transform the Office’s culture, policies, and operations to help ensure equal opportunity.

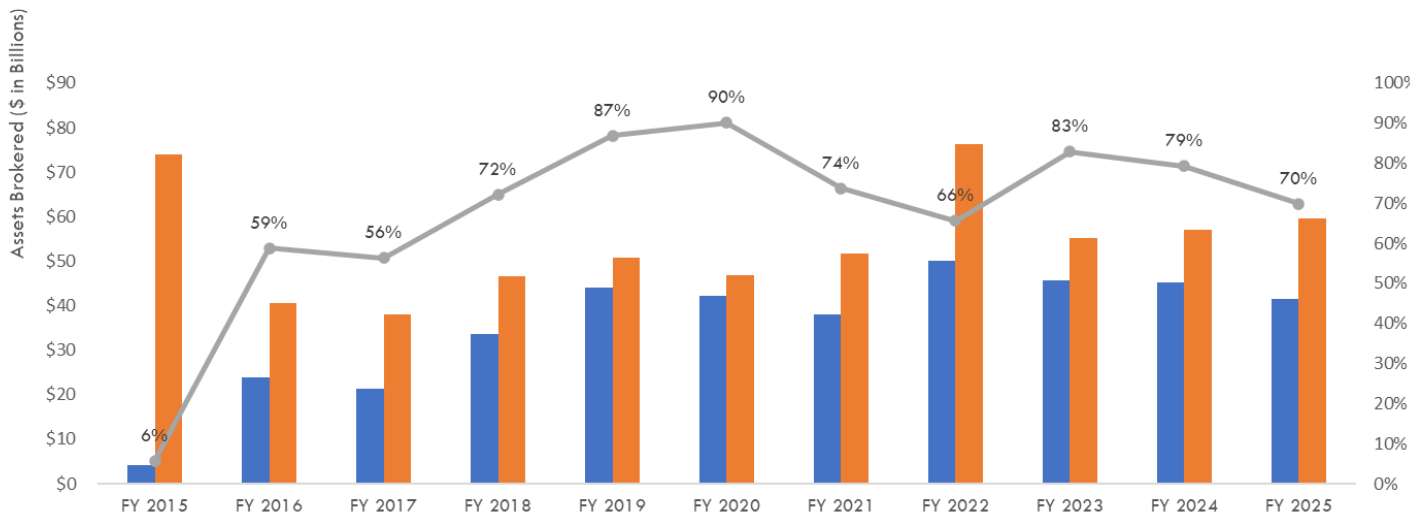
Increasing Business with MWVD Broker/Dealers: From 1% to 70%.

The Treasurer’s two internally managed investment programs, the State Investment Portfolio and Illinois Public Treasurers’ Investment Pool (also referred to as “The Illinois Funds”), are made up of direct purchases and brokered investments. Tapping diverse-owned broker/dealers is one of the quickest and best ways to ensure MWVD participation. Recent numbers emphasize our sustained progress in this area:

- Since 2015, the Treasury increased utilization of MWVD broker/dealers from 1% to 70%.
- Total assets brokered with MWVD firms reached nearly \$42 billion in FY 2025.

YEAR-BY-YEAR COMPARISON OF ASSETS BROKERED BY MWVD FIRMS									
	FY18	FY19	FY20	FY21	FY22	FY23	FY24	FY25	CUMULATIVE
ASSETS BROKERED BY MWVD FIRMS	33.8 billion	44.1 billion	42.3 billion	38.1 billion	50.1 billion	45.8 billion	45.2 billion	41.6 billion	\$341 billion
TOTAL ASSETS AVAILABLE	46.7 billion	50.7 billion	46.9 billion	51.7 billion	76.3 billion	55.2 billion	56.9 billion	59.6 billion	\$443 billion
% BROKERED BY MWVD FIRMS	75.8%	88.8%	92.1%	76.8%	67.0%	82.9%	79.4%	69.8%	65.43%

Year-by-Year Comparison of Assets Brokered by MWVD Firms (FY15-FY25)



Increasing Business with MWVD Asset Managers: From \$18 million to \$6.7 billion.

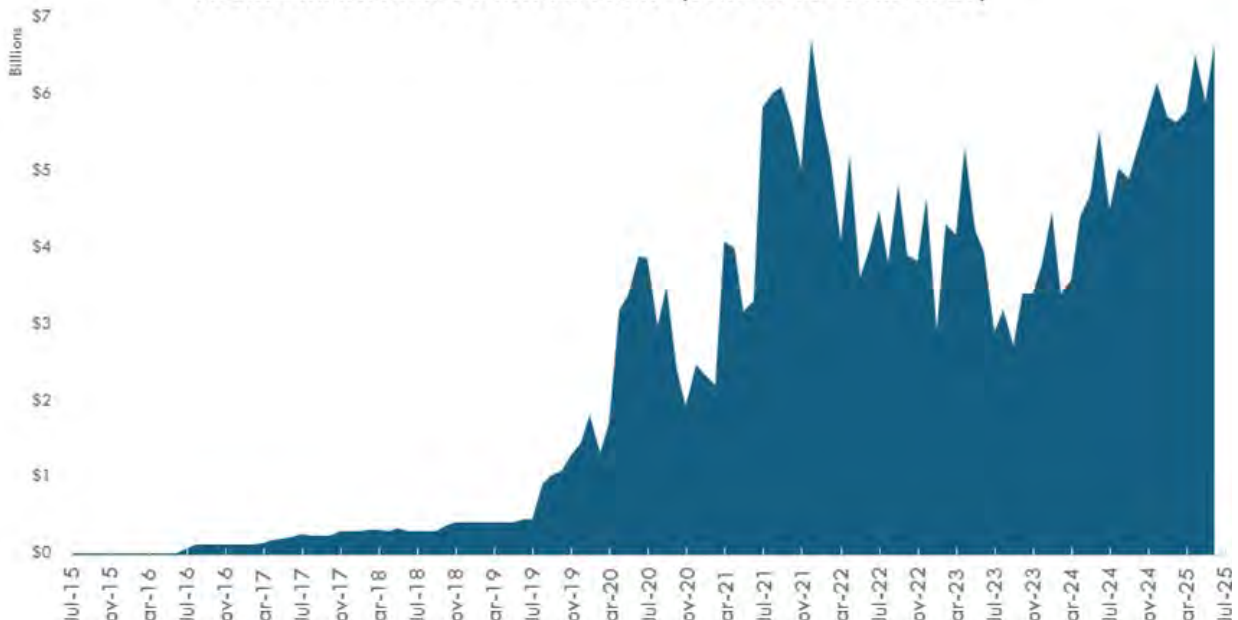
The Illinois Treasurer has made tremendous strides expanding the use of MWVD asset managers. In December 2014, the month prior to when Treasurer Frerichs came into office, the Illinois Treasurer had \$18.1 million invested with MWVD asset managers. As of June 2025, the Illinois Treasurer had over \$6.7 billion with MWVD asset managers. That represents a 369-fold increase.

- **Garcia Rule: Mandatory Inclusion of MWVD Firms in Investment Searches.** The Illinois Treasurer maintains a requirement that helps ensure purposeful recruitment of diverse candidates and requires the Illinois Treasurer to

interview at least one diverse candidate before the final selection of a candidate for any investment manager search in any program overseen by the Treasurer.

- **30% for MWVD Broker/Dealers:** All managers of separately managed investment portfolios under the Illinois Treasurer are required to direct at least 30% of total annual commission dollars to MWVD broker/dealers, preferably Illinois-based, to increase opportunities to qualified firms.

ASSETS MANAGED BY MWVD FIRMS (June 2015 -June 2025)



Closing the Gender and Racial Divide

Diverse corporate boards are more successful than nondiverse boards. As such, Treasurer Frerichs continues to help women and persons of color break the glass ceiling and get more opportunities. Treasurer Frerichs has been working to increase corporate board diversity since 2016, utilizing an array of strategies – including direct shareholder-company engagement, proxy voting, letter-writing initiatives and public advocacy – to counter the unacceptably slow pace of change and ensure diversity is a corporate governance priority. In Fiscal Year 2025, the Illinois Treasurer took numerous actions to encourage and foster boardroom change and create shareholder value.



- *Midwest Investors Diversity Initiative* – The Illinois Treasurer leads the Midwest Investors Diversity Initiative (MIDI), a coalition comprised of regional institutional investors with over \$1 trillion in assets under management and advisement. MIDI engages companies facing board diversity shortfalls, working collaboratively to understand company policies and make targeted recommendations to institutionalize best practices. Since 2016, when the group was formed, MIDI has engaged 97 companies. Among the companies engaged, 123 women and 83 persons of color have received board appointments.

In Fiscal Year 2025, MIDI members also reached out to previously engaged companies that have removed board diversity disclosure from their proxy statements advocating for the resumption of diversity reporting.

- *Proxy Voting* – The Illinois Treasurer exercises proxy voting rights to support proposals to increase board diversity. In Fiscal Year 2025, the Illinois Treasurer voted against 1,303 directors on nominating committees for failure to disclose the racial composition of the board, and voted against 1,848 directors on nominating committees for lack of gender diversity.
- *Shareholder Proposal* - The Illinois Treasurer also filed a shareholder proposal at Preformed Line Products requesting that the Company outline the steps it is taking to enhance board diversity.

Procurement: Advocacy for Aspirational Goals for MWVD Businesses

Treasurer Frerichs spearheaded the passage of Illinois Public Act 100-969, sponsored by Sen. James Clayborne and Rep. Will Davis, which became law on August 19, 2018 and added a new Section 30 to the Illinois State Treasurer Act. Under Section 30, the Illinois Treasurer must aspire to use MWVD businesses for no less than 25 percent of contracts and investment-related activities. It also authorizes the Illinois Treasurer to incorporate preferences in the procurement process for MWVD firms, requires a review of a financial institution's Community Reinvestment Act (CRA) rating, and requires the Illinois Treasurer to create and publish an annual report of the utilization of MWVD firms.

Appropriated compensation this year on contracts held by MWVD contractors totaled \$2,498,775, an increase of over 10% from the prior fiscal year.

The Illinois Treasurer will continue to take steps to encourage its current contractors to report on their ownership status and to increase MWVD participation.

- *Current Procedures* – The Illinois Treasurer currently includes detailed questions regarding diverse ownership in its Requests for Proposals ("RFPs"). These questions allow the Illinois Treasurer to better understand which communities are competing successfully as well as those that may be falling short.
- *Utilization Rates* – The Illinois Treasurer has taken steps to improve data collection by improving communication internally between departments and externally with contractors.

Following this improved communication, there has been an increase in responses to requests for diversity data. Out of 117 contractors, the Illinois Treasurer obtained the MWVD status of 85, with 19 claiming MWVD status.

360-Degree Review of Business Partners

Since 2017, all financial and investment firms seeking to do business with the Illinois Treasurer must disclose how their firm promotes equity, diversity, and inclusion. This includes a 360-degree evaluation, conducted annually through the Office's "Equity, Diversity, & Inclusion Assessment" of diversity among its board or owners, executive leadership, workforce, supplier network, and community activities. This evaluation leverages data and information already disclosed to the Equal Employment Opportunity Commission, which divulges the various types of roles at a company (e.g., executives, managers, professionals, technicians, sales, clerical, labor, etc.) by race, ethnicity and gender.

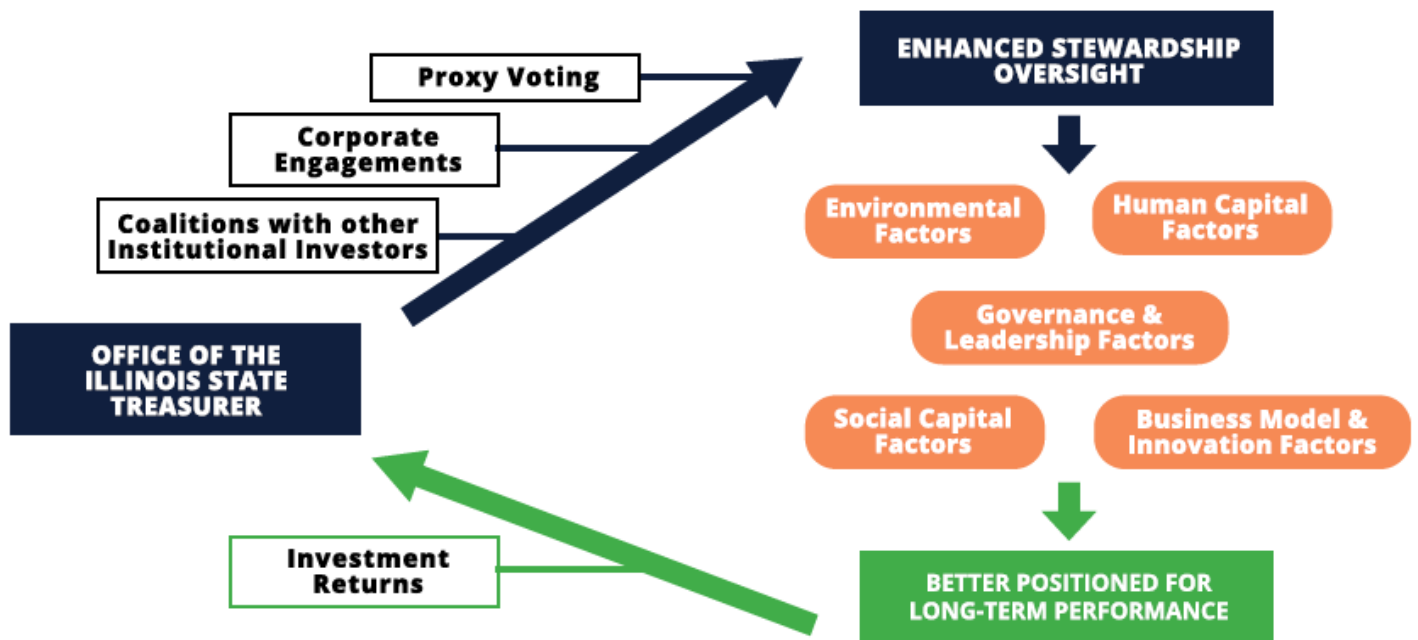
Diversity Goals in the Illinois Growth and Innovation Fund

The Illinois Growth and Innovation Fund is an impact investment fund aiming to invest approximately \$1.5 billion in ways that attract, assist and retain quality tech-enabled businesses in Illinois. As of June 2025, of the over \$750 million committed to Illinois venture capital firms under ILGIF, \$321.5 million has been committed to MWVD-operated

venture capital firms. Also, investments from ILGIF fund managers have supported 462 diverse-owned portfolio companies to receive funding.

Diversity Goals in the FIRST Fund

The FIRST Fund is an impact investment fund aiming to invest approximately \$1.5 billion dedicated to building and strengthening Illinois' infrastructure and real estate. As of June 2025, \$350 million was committed to Illinois infrastructure and real estate development firms, and half, or \$175 million, has been committed to MWVD-managers.



Raising the Bar: The Treasurer's Sustainable Investment Strategy

Making Prudent Choices. Investing means making choices. For the investment officers at the Office of the Illinois State Treasurer, it means choosing investments that are risk-appropriate, high-performing, and meet or exceed the benchmark. It means making investments that reflect our commitment to sustainability, inclusion, and sound corporate governance. With these factors, we boost our investment returns and strengthen the economic well-being of Illinois citizens and institutions.

Sustainability Factors. We know that to fulfill our fiduciary duty and maximize returns, we need to focus on more than just short-term gains and traditional indicators. Additional risk and value-added factors that may have a material and relevant financial impact on the safety and performance of our investments need to be integrated into the decision-making process. These material sustainability factors include: (1) environmental; (2) social capital; (3) human capital; (4) business model and (5) leadership and governance factors.

Raising The Bar puts this philosophy in practice. The Illinois Treasurer continues to actively engage corporate decisionmakers, work with other institutional investors, vote by proxy, weigh in on public policy, and communicate the multi-faceted benefits of sustainable investing.

Getting Results. Under the leadership of Treasurer Frerichs, here are highlights of the results we have achieved over the last year:

- *Conducted 80+ Engagements on Material Sustainability Issues* – Where the Illinois Treasurer supported a joint corporate engagement, signed a letter, or conducted an engagement meeting covering a range of material sustainability topics, including board diversity, human capital management, water stewardship, and shareholder rights.
- *Conducted Sustainability Analyses for each Investment Manager used in Externally Managed Investment Portfolios* – Our office conducted a comprehensive evaluation of all investment managers within the externally managed investment programs to assess and compare how and to what extent each integrates sustainability factors within their core processes.

- *More than 30,000 Proxy Votes Cast at more than 3,000 Annual Meetings* – Our office voted on 30,332 proposals on corporate proxy ballots and at 3,313 annual stockholder meetings in FY2025.

For more information on our sustainable investment activities, view the **Treasurer's 2025 Annual Sustainable Investment Report** or visit [Raising the Bar](#).





Growing Illinois Businesses and The State's Economy

Illinois-Based Broker/Dealers

The Treasurer's Office utilized Illinois-based broker dealers to broker over \$83 billion in assets in FY 2025.

Illinois-Based Managers

The Illinois Treasurer seeks to maximize the use of Illinois-based asset managers across all pertinent programs, including the State Investment Portfolio, The Illinois Funds Local Government Investment Pool, 529 College Savings Plans, Secure Choice Program, FIRST Fund and Illinois Growth and Innovation Fund. The Illinois Treasurer utilizes Illinois-based investment firms to manage more than \$6.1 billion as of June 2025. This increase compares to \$406 million in January 2015, which represents an over 15-fold increase.

Illinois Growth and Innovation Fund

The Illinois Growth and Innovation Fund (ILGIF) invests in ways that attract, assist and retain quality tech-enabled businesses in Illinois. ILGIF aims to invest approximately \$1.5 billion on a recurring basis of 60,000 jobs per each 10-year investment cycle. The investment is expected to attract more than \$3 billion in additional private-sector money, which will further spur interest in the Midwest tech and entrepreneurial scene.

As of December 31, 2024, ILGIF has helped create over 19,000 new full-time Illinois-based jobs, generated over \$50.4 billion of invested capital in Illinois tech companies, and contributed \$110.4 billion in aggregate GAAP revenue.

The FIRST Fund is an evergreen \$1.5 billion impact investment fund dedicated to building and strengthening Illinois' infrastructure and real estate.

As of December 31, 2024, the FIRST Fund invested \$400 million across seven managers located in Illinois, and these managers have invested nearly \$2.6 billion into underlying Illinois portfolio assets.

Making Money for the People of Illinois

As an asset manager who invests money on behalf of Illinois constituents, Treasurer Frerichs is laser-focused on obtaining the best risk-adjusted return for the people of Illinois. The Treasurer’s Office has evidence of outperformance, cost savings, and an enterprising spirit that seeks to elevate individuals and government bodies across the state.

State Investments

The numbers tell the story. If you look at state investment returns you will see that annualized monthly returns increased from 0.45% in January 2015 to 4.08% in June 2025.

State Investment Earnings for FY 2025
\$1.5 billion

This is the direct result of the Treasurer’s investment strategy in conjunction with a rising interest rate environment. After a review of past practices and the state’s statutory investment restrictions, the Treasurer’s Office successfully implemented real-time solutions to capitalize on market conditions and increase earnings—all while fulfilling the Treasurer’s obligations of preservation of capital and liquidity. These accomplishments can be attributed to:

- Implementation of an investment strategy that prioritizes investments in higher-yielding investments and extended maturities to match expected liabilities;
- Additional investment asset classes, including corporate bonds and municipal bonds;
- External money managers with expertise in higher-yielding asset classes; and
- Increased pool of eligible companies, including Illinois-based firms and firms owned by minorities, women, veterans or persons with a disability, from which the Treasury can purchase fixed income securities, thereby providing more opportunities for diversification and higher earnings.

These changes have produced tangible benefits for Illinois agencies and the people they serve. \$5.3 billion in investment earnings has been attained since January 2015, making more money available for state programs and reducing the burden

placed on the state’s limited tax revenues.

Illinois Public Treasurers’ Investment Pool

The Illinois Public Treasurers’ Investment Pool (IPTIP, or also referred to as The Illinois Funds) is a AAA-rated local government investment pool operated by the Treasurer for state and local government agencies. Investing together generates economies of scale typically not available if participants invested alone. Thus, the program provides a critical service for state and local agencies, enabling them to invest their money in a safe, liquid investment vehicle that regularly exceeds industry benchmarks. The Funds’ balance has risen to over \$21 billion at the end of June 2025. The return of net monthly income to The Illinois Funds has increased from \$52,000 in January 2015 to \$77.9 million in June 2025.

IPTIP Investment Earnings for FY 2025
\$1 billion

Increased earnings are a direct result of the Treasurer’s enhanced investment approach. The investment strategy prioritizes higher-yielding investments and extended maturities to match expected liabilities, as well as an increase to the pool of eligible companies from which the Treasury can purchase fixed income securities—thereby providing more opportunities for diversification and higher investment earnings.

This investment approach does not come at the expense of portfolio safety or liquidity. The Illinois Funds has maintained its AAA rating from the Fitch Ratings agency, maintaining the highest investment grade rating continuously since 1996.

Gross Investment Earnings for State Investments and the Illinois Funds FY 2015-FY 2025			
FISCAL YEAR	State Investments	Illinois Funds	TOTAL
FY 2015	\$49,052,640	\$5,716,358	\$54,768,998
FY 2016	\$51,226,332	\$13,310,996	\$64,537,328
FY 2017	\$102,603,945	\$42,019,590	\$144,623,535
FY 2018	\$204,579,906	\$78,454,680	\$283,034,586
FY 2019	\$318,150,879	\$134,074,224	\$452,225,103
FY 2020	\$249,936,129	\$105,042,853	\$354,978,982
FY 2021	\$81,447,464	\$13,698,491	\$95,145,955
FY 2022	\$142,284,287	\$44,547,611	\$186,831,898
FY 2023	\$1,002,161,493	\$701,472,478	\$1,703,633,971
FY 2024	\$1,495,575,313	\$1,064,121,169	\$2,559,696,482
FY 2025	\$1,566,309,768	\$998,263,266	\$2,564,573,034
TOTAL	\$5,263,328,156	\$3,200,721,716	\$8,464,049,872



ePAY: More Options and Services

What is ePAY?

ePAY is a full-service electronic payment program specifically designed to provide state and local governments the ability to safely accept credit card, debit card, and electronic check (ACH) payments at an affordable cost. From the Secretary of State and the University of Illinois System to the smallest municipality and school district, agencies utilize the speed in processing payments and receivables to maximize their assets available to invest. In Fiscal Year 2025, over 500 public agencies processed almost \$2.8 billion in volume through nearly 16 million transactions, returning to its pre-pandemic trajectory.

Key Benefits:

- *Speed and Convenience* – Participants can accept payments online, over-the-counter, or via an automated phone system using secure and convenient payment services. All payment services can be customized for efficiency or to maximize customer engagement with recurring bill pay, auto pay, text to pay & shopping cart links, e-receipts, and more.
- *Security and Compliance* – All payments are collected in a manner consistent with the Deposit of State Moneys Act (15 ILCS 520), the Local Government Acceptance of Credit Cards Act (50 ILCS 345), PCI Data Security Standards 4.0, NACHA guidelines, and prevailing credit card industry rules. Participation in ePAY includes PCI compliance support and administration tools at no additional cost.

- *Competitive Pricing* – ePAY offers multiple pricing options to fit each government’s needs. Whether you pass the processing fee to your constituents or absorb the fees, your agency has control over the costs of electronic payment acceptance.
- *Settlement Bank Options* – ePAY funds can be swept directly into your Illinois Funds investment account(s) or deposited to a settlement bank of your choosing.
- *Customer Care* – Participants and constituents have access to 24/7 customer support through a dedicated customer help desk and online ticket portal. Through 2024 over 97% of participant tickets are resolved within 24 hours.
- *Easy Application* – No procurement or request for proposal required. Just complete our enrollment application and government agencies in Illinois can leverage economies of scale provided by the Treasurer’s master processing contract.

FISCAL YEAR	Total Dollar Volume	Total Transactions
FY 2016	\$2,143,306,384	12,032,241
FY 2017	\$2,167,884,920	12,065,796
FY 2018	\$2,204,823,208	12,382,344
FY 2019	\$2,521,157,724	12,997,893
FY 2020	\$2,930,698,808	13,604,900
FY 2021	\$3,428,804,915	12,330,019
FY 2022	\$3,364,075,721	14,362,804
FY 2023	\$3,362,476,760	14,840,683
FY 2024	\$2,488,218,380	15,730,515
FY 2025	\$2,873,177,563	16,374,383
GRAND TOTAL	\$27,484,624,383	136,721,578



Unclaimed Property

As part of the Illinois Treasurer's Unclaimed Property Division, the ICash program connects state residents and businesses with their unclaimed money, including lost bank accounts, insurance policy proceeds, and unused rebate cards.

The Unclaimed Property Division recovers millions of properties each year from government agencies, banks, insurers, utilities, and other companies across the country that have been unable to return the properties to their rightful owners. In FY 2025, the Unclaimed Property Division saw more than 3.4 million properties reported that were associated with more than 3 million owners.

Since 2015, approximately \$2.4 billion in unclaimed property has been returned, the most that has been returned in the program's 60-year history.

The \$2.4 billion milestone was possible because Treasurer Frerichs prioritized changes in technology, efficiency, and state law to streamline the unclaimed property process.

During FY 2025, \$578,784,584 in cash and 568,908 in shares were reported and remitted to the State Treasurer as

unclaimed property. This total includes \$559,329,606 in cash and 234,873 in shares that were voluntarily remitted and \$19,454,978 in cash and 334,035 in shares that were remitted pursuant to an examination.

The total amount of property returned to Illinois residents in FY 2025 was \$303,845,926, including \$267,047,333 in cash and \$36,798,593 in securities value.

"Government needs to work smarter. The numbers show our improvements to the unclaimed property program created a faster, better, and more efficient service."

- Illinois State Treasurer Michael Frerichs

The amounts expended from the State Pensions Fund in FY 2025 were as follows:

State Universities Retirement System:	\$215,000,000
Treasurer's Office Operational Expenses:	\$22,387,636
Auditor General:	\$500,000
Court of Claims:	\$10,148
Total:	\$237,897,784



College Savings Programs

Bright Start and Bright Directions are the 529 college savings programs administered by the Illinois State Treasurer's Office. Families in every county in Illinois and across every state in the country are participating in Bright Start and Bright Directions to save for the rising cost of college expenses.

Under Treasurer Frerichs, the Illinois College Savings Programs have received national recognition for their dedication to high quality and low costs. In 2025, organizations including Morningstar, Forbes, Kiplinger, Business Insider, and Time magazine recognized Bright Start as among the best 529 college savings plans in the country.

Treasurer Frerichs has focused on consistently reducing fees for participants. In September 2024, Bright Start transitioned to a new program manager, which cut annual asset-based fees by 13 percent. Since 2015, total fee reductions in Bright Start and Bright Directions are estimated to have saved families more than \$100 million. Morningstar, in its 2024 review of Bright Start and Bright Directions, described the Illinois State Treasurer's Office as a "strong advocate for college savers" that "pushes service providers to get the features it wants in a 529 plan."

Families can use these tax-advantaged investment plans to pay for qualified higher education expenses associated with attending accredited post-secondary institutions, from vocational schools and community colleges to public and private colleges and universities.

Qualified higher education expenses include tuition, room and board, books, fees, computers, supplies, and equipment required for enrollment for a student who is carrying at least half the normal full-time course load. It also includes expenses for apprenticeship programs and up to \$10,000 for payment of student loans of the account beneficiary or their sibling.

Bright Start

Recognized by Morningstar as one of only five Gold-rated 529 plans in the country, Bright Start has over \$14 billion in assets under management and over 500,000 accounts as of June 30, 2025. Bright Start offers a wide range of investment choices for both hands-off and do-it-yourself investors, low fees, and a solid investment lineup with quality funds. To learn more, visit www.brightstart.com.

The Illinois State Treasurer's Office "has been a great advocate for investors in terms of lowering fees."

- Morningstar, March 2025 (Best 529 Plans for 2025)

Bright Directions

Since Treasurer Frerichs assumed office in 2015, Bright Directions has been consistently recognized as one of the highest rated financial advisor-guided 529 plans in the country, with over \$8.5 billion in assets under management and more than 429,000 accounts as of June 30, 2025. This plan offers more than 50 different age-based, target-date, and individual portfolio options and 15 Exchange-Traded Fund (ETF) Portfolios. To learn more, visit www.brightdirections.com.

Bright Start "is one of the highest-rated 529 plans... and stands out from other 529s for its robust portfolios."

- Business Insider, June 2025
(Best 529 Plans to Save for College)

Launch of Illinois First Steps

Through Illinois First Steps, parents are encouraged to jump-start their child's college savings at an early age. All babies born or adopted on or after January 1, 2023, to a parent who is a resident of Illinois at the time of birth or adoption and time of claim, can receive a free \$50 seed deposit when they open a Bright Start 529 or Bright Directions 529 account. Since the launch of the program in January 2023, more than 18,500 (and growing) families have claimed and received their \$50 seed deposit and started saving with Bright Start 529 or Bright Directions 529.



IL ABLE: Achieving a Better Life Experience

The Treasurer's Office empowers people with disabilities and their families to invest in themselves and achieve their personal goals. Through the Illinois "Achieving a Better Life Experience" (IL ABLE) program, eligible people with disabilities can save and invest for qualified disability expenses without losing, or losing eligibility for, their federal means-tested benefits, such as Supplemental Security Income (SSI) and Medicaid.

Starting January 1, 2026, eligibility to open an ABLE account expands to include individuals whose disability began before age 46 (up from age 26). Six million more Americans – including an estimated one million veterans and approximately 250,000 Illinoisans – will be able to open an ABLE account and begin saving and investing for a greater life experience. Beginning in the 2026–2027 school year, all Illinois public schools must share IL ABLE program information with students who have a Section 504 Plan, expanding the current requirement to provide this information to students with an Individualized Education Program (IEP). Additionally, starting in January 2026, families receiving Early Intervention (EI) services will begin receiving information about the IL ABLE program.

IL ABLE gives Account Owners flexibility and freedom to help take care of today's expenses and a way to save and invest for their future. Since the IL ABLE program was launched in January 2017, Account Owners with disabilities and their fam-

ilies have contributed approximately \$125.7 million. Today, there are 8,200 accounts with more than \$105 million saved. The average account balance is nearly \$13,500 – well above the \$2,000 resource limit for individuals receiving SSI. Earnings on and withdrawals from IL ABLE accounts are tax-advantaged when used for qualified disability expenses, such as therapy, education and training, adaptive equipment, housing, transportation, assistive technology, medical and dental care, financial and legal services, daily living expenses and more.

"We enrolled our son in IL ABLE as soon as we learned about the program. It gives us a feeling of peace to be providing for his future this way. We believe it is a great program and all families dealing with qualifying disabilities should participate."

**—Alysia, parent of Etienne,
IL ABLE Account Owner**

The Office of the Illinois Treasurer leads the National ABLE Alliance (NAA), a 19-member bipartisan consortium of states and the District of Columbia working together to provide people with disabilities across the nation with a high-quality, low-cost ABLE program. The NAA represents more than one-quarter of the ABLE-eligible population nationwide.

To learn more about IL ABLE or sign-up for the IL ABLE accessible News & Updates newsletter, visit www.illinoisable.com.



Illinois Secure Choice: A Path to Retiring with Dignity

While research has found that employees are 15 times more likely to save for retirement if they can do so at work through payroll deductions, more than 2 million Illinois workers do not have access to a workplace retirement savings option. A law passed in 2015 creating the Illinois Secure Choice Savings Program (Secure Choice) enables more workers to save for their future.

The Illinois Secure Choice Savings Program Act requires certain Illinois employers to facilitate employee enrollment in the Secure Choice program if they do not offer or contribute to a qualified retirement plan. Participating employees save for retirement through automatic payroll deductions that flow into professionally managed Roth Individual Retirement Accounts (Roth IRAs).

Employers facilitating Secure Choice can provide employees with an easy way to save without heavy administrative costs or fiduciary responsibility. A facilitating employer's role is limited to registering, submitting an employee roster and keeping the roster current, and remitting payroll contributions for participating employees.

The Illinois Secure Choice Savings Program Act applies to employers operating in Illinois that:

- Had at least five Illinois employees in every quarter of the previous year;
- Have been in business for at least two years; and
- Do not offer or contribute to a qualified retirement plan.

Eligible employees are automatically enrolled in the program at a 5% contribution rate into a Target Date Roth IRA, but they may select a different investment option, change their contribution rate, or opt out of the program entirely. Because the savings vehicle is an Individual Retirement Account, the account always belongs to the worker and can stay with them as they may change jobs.

Secure Choice is a public-private partnership. The program is overseen by a seven-person public board and administered by a private-sector financial services firm responsible for recordkeeping and program administration. The Treasurer serves as chair of the Illinois Secure Choice Savings Board, and his office provides administrative support to the program.

Secure Choice launched in the summer of 2018 with a small group of pilot employers followed by a phased onboarding of eligible employers. Since that time, Secure Choice has helped over 157,000 workers save more than \$264 million for retirement. With over 24,000 registered employers, the program has brought retirement savings access to workers in all 102 counties across Illinois.

More information for employers and employees can be found at www.ilsecurechoice.com.



Charitable Trust



Charitable Trust Stabilization Grants

The Charitable Trust Stabilization Fund was created in 2007 to support small nonprofit organizations across Illinois. Money for the fund is drawn from the filing fees not-for-profit organizations pay to incorporate with the State of Illinois. The program is funded by nonprofits and exists to support nonprofits.

The program is intended for small nonprofits with annual budgets of \$1 million or less and at least one full-time employee. Applicants located in areas of pervasive poverty, high unemployment, or economic distress receive special consideration. Finalists are selected by the Charitable Trust committee, composed of government appointees, along with experts in philanthropy, nonprofits management, and grantmaking.

Since the revival of the program under Treasurer Frerichs in 2017, Charitable Trust has issued 251 grants totaling more than \$5 million in grant awards to 209 organizations across

Illinois. These grants have supported services such as meals, groceries, emergency shelter, housing assistance, counseling, workforce-readiness, resume preparation, job interview coaching, apprenticeship programs, ESL classes, and countless other programs administered by quality charitable organizations working to improve the lives of people across our great state.

The FY2025 awards occurred in two cycles:

Fall 2024 Grantees

Total Applicants: 110

Total Grantees: 10

Total Grant Awards: \$200,000

Average Award Size: \$20,000

Spring 2025 Grantees

Total Applicants: 60

Total Grantees: 10

Total Grant Awards: \$197,870

Average Award Size: \$19,787

For more information, visit www.illinoistreasurer.gov and click on **Charitable Trust**.

Financial Literacy and Education

Financial literacy and education remain central to the mission of the State Treasurer's Office. The Office has launched the following programs to help combat the lack of personal finance skills that is so staggering in society today.

Money Minded Illinois

In 2018, we launched Money Minded Illinois, a financial literacy program that is entirely free to all teachers and school districts in the State of Illinois. We partnered with Econ Illinois (a nonprofit that specialized in economic education for over 50 years) to develop and write a financial literacy curriculum.

The curriculum, designed for grades 1-8, is aligned to meet state standards. It incorporates reading, writing, math, and inquiry skills along with financial concepts. The materials are designed to help teachers implement the standards in their classrooms.

By using the curriculum, teachers can cover several standards at once and have the flexibility of teaching all lessons for their grade level or picking a few activities they think their students may enjoy. The curriculum is available both online and in print and can be accessed at moneymindedillinois.com.

Illinois Financial Wellness Hub

As part of an initiative by the National Association of State Treasurers (NAST), our Office was one of 24 government agencies to be awarded a grant to establish a new state employee financial wellness program. In 2020, we launched the Illinois Financial Wellness Hub, a financial wellness pilot program dedicated to improving the personal finances of State of Illinois employees, retirees, and their family members.

To deliver the program, we partnered with Central Management Services (CMS), the administrator of the State's Deferred Compensation Plan, and the UIC Center for Economic Education (a research center that provides financial literacy and education to families, teachers, and community organizations).

In 2023, we expanded the Illinois Financial Wellness Hub statewide. This free resource is available to all teens and adults in Illinois.

The online hub offers on-demand tools and resources including articles, videos, webinars, and access to certified personal finance coaches. The program is powered by Enrich, a financial education software company that is used by more than 20,000 employers and 300 financial institutions. The Illinois Financial Wellness Hub can be accessed at illinoistreasurer.enrich.org.



Investment Policies

The Office of the Illinois Treasurer is responsible for the creation, revision, implementation, and publication of various investment policies, each relevant to a particular investment program under the purview of the Treasurer.

These policies reflect statutory requirements as well as the policy and programmatic objectives of the Office of the Illinois Treasurer.

As such, they provide an appropriate set of guidelines and procedures for the operation of state investment programs with regard to investment objectives, investment parameters, administrative responsibilities, contractual needs, and reporting requirements.

[Click here to view the office's investment policies.](#)

The background of the image is a collage of several US \$100 bills, slightly overlapping and tilted at various angles. The bills are a warm, orange-gold color. The portrait of Benjamin Franklin is visible on several bills. The text "ONE HUNDRED DOLLARS" and "FEDERAL RESERVE NOTE" is printed on the bills. The serial number "MB 54433398 L" is visible on one of the bills in the upper center.

FINANCIALS

Fund	Prev Year Cash Bal	FY25 Receipts	FY25 Transfers	FY25 Disbursements	Ending Cash Balance	Warrants Outstanding	Available Balance
GENERAL REVENUE	1,920,488,489.62	43,697,374,593.31	-7,401,112,185.27	36,181,238,663.81	2,035,512,233.85	-144,334,023.76	1,891,178,210.09
GR - CS SPECIAL ACCT	198,296,888.96	2,753,201,461.09	-2,499,429,052.36	0.00	452,069,297.69	0.00	452,069,297.69
EDUCATION ASSISTANCE	215,099,015.27	2,575,199,946.05	177,253,263.93	2,725,441,144.04	242,111,081.21	-354,038.56	241,757,042.65
ROAD	3,298,451,189.74	5,281,518,884.13	-697,996,871.46	4,124,414,650.19	3,757,558,552.22	-10,092,258.71	3,747,466,293.51
MOTOR FUEL TAX	120,281,846.11	1,241,875,434.22	-1,093,507,036.81	155,273,334.14	113,376,909.38	-1,926,317.07	111,450,592.31
PREVENT & TREAT ALCOHOLISM & SUBSTANCE ABUSE BL	746,016.53	103,318,751.54	-13,364.00	103,722,478.15	328,925.92	-96,286.00	232,639.92
FOOD & DRUG SAFETY	15,145.78	68,622.65	-500.00	34,782.00	48,486.43	0.00	48,486.43
PENNY SEVERNS BREAST, CERVICAL AND OVARIAN CANC	287,041.20	0.00	0.00	0.00	287,041.20	0.00	287,041.20
TEACHER CERTIFICATE FEE REVOLV	14,934,688.78	4,833,182.88	45,375.70	3,319,916.66	16,493,330.70	-50,922.05	16,442,408.65
TRANSPORTATION REGULATORY	9,067,552.74	9,288,790.01	5,490,344.00	15,185,331.79	8,661,354.96	-3,532.24	8,657,822.72
GRADE CROSSING PROTECTION	167,025,182.80	1,093.13	36,492,259.00	44,421,026.52	159,097,508.41	-38,993.25	159,058,515.16
ALZHEIMER'S AWARENESS	111,082.00	97,601.00	1,052,031.57	922,391.28	338,323.29	0.00	338,323.29
FINANCIAL INSTITUTION	5,608,675.80	10,818,168.53	-2,472,853.96	6,207,616.27	7,746,374.10	-4,203.78	7,742,170.32
GENERAL PROFESSIONS DEDICATED	17,240,560.82	15,656,355.60	-3,749,867.39	9,361,515.02	19,785,534.01	-8,880.80	19,776,653.21
ECONOMIC RESEARCH & INFO	10,025,195.64	0.00	0.00	0.00	10,025,195.64	0.00	10,025,195.64
IL DEPT OF AG LAB SERV REVOLV	111,990.29	14,656.13	0.00	42.00	126,604.42	0.00	126,604.42
GROUP HOME LOAN REVOLVING	113,025.84	67,388.55	0.00	128,000.00	52,414.39	0.00	52,414.39
ILLINOIS NURSES FOUNDATION	33,480.00	38,020.00	0.00	40,000.00	31,500.00	0.00	31,500.00
SUPREME COURT SPECIAL PURPOSES	20,753,696.77	5,718,282.08	0.00	3,250,000.00	23,221,978.85	0.00	23,221,978.85
DRIVERS EDUCATION	114,268.23	14,327,155.78	-904.00	12,510,497.25	1,930,022.76	0.00	1,930,022.76
ILLINOIS SHERIFFS' ASSOCIATION SCHOLARSHIP & TRAINI	10,339.00	6,476.00	0.00	6,000.00	10,815.00	0.00	10,815.00
ILLINOIS STATE POLICE MEMORIAL PARK	27,264.34	455,127.83	42.00	325,857.30	156,576.87	0.00	156,576.87
ACCESS TO JUSTICE	24,900.73	1,103,667.42	0.00	1,128,500.00	68.15	0.00	68.15
IL VETERANS' REHABILITATION	215,383.16	0.00	4,683,015.00	4,204,625.07	693,773.09	-801.92	692,971.17
STATE BOATING ACT	7,431,296.38	5,213,622.56	5,023,100.00	12,920,125.23	4,747,893.71	-50,931.50	4,696,962.21
STATE PARKS	5,483,597.90	10,675,836.45	-25,000.00	13,872,652.90	2,261,781.45	-50,421.35	2,211,360.10
WILDLIFE & FISH	9,406,531.22	90,477,305.06	-264,900.00	91,117,483.56	8,501,452.72	-452,384.79	8,049,067.93
SALMON	545,135.72	326,876.19	-837.00	127,411.11	743,763.80	0.00	743,763.80
MILITARY AFFAIRS TRUST	345,922.47	121,094.93	-1,017.00	168,296.38	297,704.02	-2,085.56	295,618.46
LOBBYIST REGISTRATION ADMIN	4,563,612.91	1,761,500.00	-6,410.00	1,301,524.22	5,017,178.69	0.00	5,017,178.69
AGRICULTURAL PREMIUM	2,910,421.66	772.62	23,691,260.10	22,302,439.67	4,300,014.71	-51,234.49	4,248,780.22
AERONAUTICS	1,032,819.30	31,548.00	0.00	733.48	1,063,633.82	0.00	1,063,633.82
FIRE PREVENTION	50,522,863.10	60,039,863.70	-8,206,679.00	53,896,776.96	48,459,270.84	-92,246.66	48,367,024.18
RURAL/DOWNSTATE HEALTH ACCESS	586,809.54	99,000.00	-100.00	3,539.09	682,170.45	0.00	682,170.45
MENTAL HEALTH	34,118,075.68	19,267,684.92	-134,560.00	23,645,730.48	29,605,470.12	-7,927.45	29,597,542.67
AMUSEMENT RIDE & PATRON SAFETY	251,551.26	518,787.77	538.00	309,210.15	461,666.88	0.00	461,666.88
FEDERAL TITLE III SOCIAL SECURITY & EMPLOYMENT SER	79,362,860.87	378,004,679.11	-49,861.70	258,174,661.71	199,143,016.57	-194,355.94	198,948,660.63
STATE PENSIONS	7,381,501.38	36,945.23	238,589,215.91	237,509,224.41	8,498,438.11	-89,518.19	8,408,919.92
FEDERAL UNEMPLOYMENT COMPENSATION SPECIAL ADM	30,900,134.16	17,765,193.08	0.00	681,051.40	47,984,275.84	0.00	47,984,275.84
IL STATE PHARMACY DISCIPLINARY	5,059,546.63	2,658,228.78	-1,193,973.27	2,179,237.67	4,344,564.47	-1,110.00	4,343,454.47
PUBLIC UTILITY	9,015,584.65	26,579,367.65	9,975,259.00	40,692,777.10	4,877,434.20	-460,839.97	4,416,594.23
ALZHEIMER'S DISEASE RESEARCH, CARE, AND SUPPORT	655,255.83	0.00	187,714.97	225,779.76	617,191.04	0.00	617,191.04
PUBLIC HEALTH SERVICES	60,966,146.82	354,789,780.81	17,430.05	306,317,665.45	109,455,692.23	-3,046,278.27	106,409,413.96
FURTURE FARMERS OF AMERICA FUND	28,600.00	780.00	0.00	0.00	29,380.00	0.00	29,380.00
U. S. ENVIRONMENTAL PROTECTION	9,453,654.25	42,373,329.80	0.00	37,615,513.68	14,211,470.37	-404,193.99	13,807,276.38
RADIATION PROTECTION	9,652,655.09	8,642,818.63	-40,997.07	8,219,508.58	10,034,968.07	-729.27	10,034,238.80
HOSPITAL LICENSURE FUND	9,658,715.84	1,976,479.74	-999,897.00	735,891.84	9,899,406.74	0.00	9,899,406.74
NATURAL HERITAGE ENDOW TR	467,523.57	23,190.80	0.00	0.00	490,714.37	0.00	490,714.37

Fund	Prev Year Cash Bal	FY25 Receipts	FY25 Transfers	FY25 Disbursements	Ending Cash Balance	Warrants Outstanding	Available Balance
ICCB RESEARCH AND TECHNOLOGY FUND	4,353.66	10,770.00	0.00	1,960.00	13,163.66	0.00	13,163.66
UNDERGROUND STORAGE TANK	114,106,326.76	71,183,083.61	-74,024,514.00	38,179,544.34	73,085,352.03	-375,523.33	72,709,828.70
SPECIAL OLYMPICS IL & SPECIAL CHILDREN'S CHARITIES FUND	684,943.56	15,334.54	1,167,603.53	1,453,222.12	414,659.51	0.00	414,659.51
EPA SPEC STATE PROJ TRUST	1,803,364.90	898,690.76	-1,259.00	915,497.08	1,785,299.58	0.00	1,785,299.58
COMPASSIONATE USE OF MEDICAL CANNABIS	85,329,845.78	25,855,720.47	-15,000,000.00	12,333,497.55	83,852,068.70	-395,565.72	83,456,502.98
ILLINOIS NATIONAL GUARD BILLETING FUND	128,764.09	363,595.21	0.00	432,025.48	60,333.82	-14,615.03	45,718.79
MINES & MINERALS UIC	318,119.36	269,000.00	0.00	182,395.22	404,724.14	0.00	404,724.14
SOLID WASTE MANAGEMENT	31,377,654.81	27,418,149.79	-7,060,040.00	18,848,772.28	32,886,992.32	-3,867.17	32,883,125.15
BUDGET RESERVE FOR IMMEDIATE DISBURSEMENTS & GOVERNMENTAL	0.00	0.00	98,667,000.00	0.00	98,667,000.00	0.00	98,667,000.00
VOCATIONAL REHABILITATION	40,006,922.20	164,365,929.55	-5,530.00	168,053,196.84	36,314,124.91	-936,277.32	35,377,847.59
DISTANCE LEARNING FUND	590,669.17	137,750.00	0.00	3,000.00	725,419.17	0.00	725,419.17
VIOLENT CRIME WITNESS PROTECTION PROGRAM FUND	39,761,644.88	5,000,000.00	-25,000,000.00	0.00	19,761,644.88	0.00	19,761,644.88
COUNTY WATER COMMISSION TAX	0.00	0.00	0.00	0.00	0.00	0.00	0.00
IL GAMING LAW ENFORCEMENT	653,445.32	1,382,587.64	-3,811.00	1,624,683.65	407,538.31	0.00	407,538.31
FOREST RESERVE	166,200.83	238,013.26	0.00	404,214.07	0.02	0.00	0.02
NON-HOME RULE MUNICIPAL ROT	49,429,495.29	256,173,142.12	0.00	244,078,913.27	61,523,724.14	-201,539.61	61,322,184.53
SUBTITLE D MANAGEMENT	6,515,092.38	2,799,045.21	-149,769.00	2,337,717.19	6,826,651.40	0.00	6,826,651.40
SPECIAL FEDERAL GRANT PROJECT	0.00	0.00	0.00	0.00	0.00	0.00	0.00
CLEAN AIR ACT PERMIT FUND	18,755,973.63	11,485,313.04	3,128,717.00	17,517,396.24	15,852,607.43	-326.46	15,852,280.97
FEDERAL CONGRESS TEACHR SCHL	0.00	0.00	0.00	0.00	0.00	0.00	0.00
IL STATE MEDICAL DISCIPLINARY	39,477,385.14	5,698,390.27	-3,646,851.58	10,132,293.41	31,396,630.42	-7,786.23	31,388,844.19
DUE PROCESS FOR YOUTH AND FAMILIES FUND	0.00	0.00	0.00	0.00	0.00	0.00	0.00
FEDERAL/STATE/LOCAL AIRPORT	6,398,204.80	77,773,866.38	20,000,000.00	85,923,924.53	18,248,146.65	-963,096.18	17,285,050.47
CEMETERY CONSUMER PROTECTION	99,218.49	59,697.67	0.00	53,364.63	105,551.53	0.00	105,551.53
HOME RULE MUNI SOFT DRINK ROT	3,006,787.69	15,307,554.98	0.00	15,554,232.11	2,760,110.56	-77.00	2,760,033.56
DUQUOIN ST FAIR HARNESS RACING	0.00	0.00	0.00	0.00	0.00	0.00	0.00
HATE CRIMES AND BIAS INCIDENT PREVENTION AND RESPONSE FUND	5,134,492.95	208,473.14	0.00	1,539,866.00	3,803,100.09	0.00	3,803,100.09
ASSISTANCE TO THE HOMELESS	2,010,644.08	0.00	307,195.10	0.00	2,317,839.18	0.00	2,317,839.18
GENERAL OBLIGATION BR&I	1,318,660,608.22	1,341,687,421.53	3,540,038,826.54	4,827,967,901.27	1,372,418,955.02	0.00	1,372,418,955.02
IL VETERANS' HOMES	3,995,446.07	4,928,916.31	0.00	678,000.51	8,246,361.87	0.00	8,246,361.87
STATE TREASURER'S ADMINISTRATIVE FUND	11,043,775.79	16,966,959.39	0.00	15,708,873.31	12,301,861.87	-160,934.50	12,140,927.37
STROKE DATA COLLECTION FUND	419,280.40	53,762.00	0.00	0.00	473,042.40	0.00	473,042.40
ACCESSIBLE ELECTRONIC INFO SER	2,368.40	0.00	0.00	0.00	2,368.40	0.00	2,368.40
GENERAL OBLIGATION BOND REBATE	0.00	0.00	0.00	0.00	0.00	0.00	0.00
CDLIS/AAMVANET/NMVTIS TRUST FUND	6,555,509.97	1,406,434.76	-1,358.00	3,755,724.03	4,204,862.70	0.00	4,204,862.70
DEVELOPMENTAL DISABILITIES AWARENESS FUND	0.00	0.00	0.00	0.00	0.00	0.00	0.00
SONS OF THE AMERICAN LEGION	0.00	0.00	0.00	0.00	0.00	0.00	0.00
COMPTROLLER'S AUDIT EXP REV	6,562.24	0.00	0.00	0.00	6,562.24	0.00	6,562.24
COMMUNITY HEALTH CENTER CARE	737,459.32	22,587.77	0.00	0.00	760,047.09	0.00	760,047.09
SAFE BOTTLED WATER	161,947.81	32,950.00	0.00	21,278.60	173,619.21	0.00	173,619.21
FACILITY LICENSING	2,323,711.86	2,845,842.16	-116,343.43	1,489,671.87	3,563,538.72	-31.75	3,563,506.97
FORECLOSURE PREVENTION PROGRAM GRADUATED	596,669.71	56.00	0.00	0.00	596,725.71	0.00	596,725.71
HOME SERVICES MEDICAID TRUST	32,731,098.26	238,377,852.25	0.00	214,829,049.20	56,279,901.31	-1,333,871.06	54,946,030.25
ESTATE TAX REFUND	90,911,309.69	38,474,699.04	45.00	30,229,894.45	99,156,159.28	-637,354.65	98,518,804.63
IL USTA/MIDWEST YOUTH TENNIS FOUNDATION	0.00	0.00	0.00	0.00	0.00	0.00	0.00
MUNICIPAL WIRELESS SERVICE EMERGENCY	1,234,786.76	1,471,873.45	0.00	1,463,185.79	1,243,474.42	0.00	1,243,474.42
GUIDE DOGS OF AMERICA FUND	210.00	0.00	0.00	210.00	0.00	0.00	0.00
IL UNDERGROUND UTL FAC DAMAGE	2,111,494.00	5,395,948.00	161.00	750,000.00	6,757,603.00	0.00	6,757,603.00

Fund	Prev Year Cash Bal	FY25 Receipts	FY25 Transfers	FY25 Disbursements	Ending Cash Balance	Warrants Outstanding	Available Balance
YOUTH ALCOHOL&SUBSTANCE ABUSE	470,191.21	0.00	1,264,120.00	0.00	1,734,311.21	0.00	1,734,311.21
STATE GAMING	13,982,143.03	478,957,621.86	-256,201,083.00	211,218,558.62	25,520,123.27	-673,534.21	24,846,589.06
SCHOOL DIST EMERG FINANC ASST	1,002,277.92	0.00	0.00	0.00	1,002,277.92	0.00	1,002,277.92
COUNCIL ON DEV DISABILITIES	259,108.24	3,326,055.00	0.00	2,908,490.18	676,673.06	-11,750.00	664,923.06
SPEC SRVCS FOR SURVIVORS OF HUMAN TRAFFICKING	20,469.23	3,498.64	0.00	0.00	23,967.87	0.00	23,967.87
NAVY CLUB	0.00	0.00	0.00	0.00	0.00	0.00	0.00
INTERNATIONAL BROTHERHOOD OF ELECTRICAL WORKERS	0.00	0.00	0.00	0.00	0.00	0.00	0.00
HEARTSAVER AED	2,785.19	0.00	0.00	0.00	2,785.19	0.00	2,785.19
UNIVERSITY OF IL HOSPITAL SERV	39,419.45	181,300,691.90	54,996,743.00	236,296,290.07	40,564.28	-13,727.54	26,836.74
PLUGGING & RESTORATION	1,844,881.52	8,268,781.97	-755,800.00	5,552,350.51	3,805,512.98	-74,994.00	3,730,518.98
HOME RULE MUNICIPAL ROT	216,153,400.45	1,689,537,280.18	0.00	1,627,526,817.64	278,163,862.99	-50,452.32	278,113,410.67
HOME RULE COUNTY ROT	140,054,026.71	1,269,634,201.11	0.00	1,222,498,237.70	187,189,990.12	0.00	187,189,990.12
CAPITAL DEVELOPMENT	1,161,584,794.21	129,054,488.34	0.00	818,161,577.17	472,477,705.38	-930,127.73	471,547,577.65
COMMUNITY DEVELOPMENTAL DISABILITY SERVICES MED	61,697,042.37	62,092,470.98	0.00	123,646,856.37	142,656.98	0.00	142,656.98
SCHOOL CONSTRUCTION	17,610,421.20	0.00	0.00	15,596,000.00	2,014,421.20	0.00	2,014,421.20
STATE BOARD OF EDUCATION SPECIAL PURPOSE TRUST	15,284,753.52	4,970,686.70	1,064,878.90	8,104,623.59	13,215,695.53	-3,643.72	13,212,051.81
EXPLOSIVES REGULATORY	304,425.18	169,639.01	-600.00	52,873.57	420,590.62	0.00	420,590.62
AGGREGATE OPERATION REGULATORY	314,008.89	410,385.16	-1,205.00	342,637.50	380,551.55	-4,718.99	375,832.56
COAL MINING REGULATORY	1,391,041.04	201,983.32	0.00	140,020.68	1,453,003.68	-1,006.54	1,451,997.14
MENTAL HEALTH REPORTING	1,230,909.96	2,030,130.30	-878.00	2,384,449.29	875,712.97	0.00	875,712.97
CAPITOL RESTORATION TRUST	1,112.76	0.00	0.00	0.00	1,112.76	0.00	1,112.76
RENTAL HOUSING SUPPORT PROGRAM	17,721,978.29	20,861,768.00	-560.00	18,333,508.66	20,249,677.63	0.00	20,249,677.63
REG CPA ADMIN & DISCIPLINARY	7,431,676.81	4,897,862.53	-195,500.03	1,546,308.47	10,587,730.84	-5.00	10,587,725.84
STATE CRIME LABORATORY	13,218,801.60	8,252,467.30	-8,280.91	9,896,366.45	11,566,621.54	-210.26	11,566,411.28
AGRICHEMICAL INCIDENT RESPONSE	3,803.01	188.66	0.00	0.00	3,991.67	0.00	3,991.67
EPA COURT ORDERED TRUST	7,163.35	317.37	0.00	0.00	7,480.72	0.00	7,480.72
GEN ASSEMBLY COMPUTER EQUIP	76,561.12	0.00	0.00	2,310.00	74,251.12	0.00	74,251.12
VEHICLE HIJACKING AND MOTOR VEHICKE THEFT	37,757,055.51	8,642,842.21	-7,512.00	14,021,255.53	32,371,130.19	-1,112.00	32,370,018.19
PUBLIC-PRIVATE PARTNERSHIPS FOR TRANSPORTATION	0.00	0.00	0.00	0.00	0.00	0.00	0.00
SEXUAL ASSAULT SERVICES & PREVENTION	1,205,341.02	434,621.91	0.00	0.00	1,639,962.93	0.00	1,639,962.93
SBE TEACHER CERTIFICATION INST	1,003,257.84	799,849.04	-200.00	1,057,585.55	745,321.33	-2,835.80	742,485.53
BUSINESS DISTRICT RETAILERS' OCCUPATION TAX	15,964,436.67	80,350,450.31	0.00	75,614,612.87	20,700,274.11	0.00	20,700,274.11
HIGH SCHOOL EQUIVALENCY TESTING FUND	48,079.05	63,420.00	0.00	45,078.57	66,420.48	-136.36	66,284.12
ILLINOIS HIGHER EDUCATION SAVINGS PROGRAM FUND	57,245.55	64,108.11	2,490,924.40	2,490,924.40	121,353.66	0.00	121,353.66
WEIGHTS & MEASURES	1,711,577.65	5,036,996.68	-3,636.00	6,395,937.15	349,001.18	-4,208.34	344,792.84
RONALD MCDONALD HOUSE CHARITIES FUND	501,929.57	0.00	235,776.04	275,000.00	462,705.61	0.00	462,705.61
STATE POLICE MERIT BOARD PUBLIC SAFETY	5,598,541.04	2,149,264.37	-97,000.00	3,552,389.07	4,098,416.34	-28,631.63	4,069,784.71
DIV OF CORPORATIONS REGISTERED LIMITED LIABILITY P	1,155,784.27	551,945.00	-550,830.00	129,572.40	1,027,326.87	0.00	1,027,326.87
ILLINOIS INDEPENDENT TAX TRIBUNAL	50,902.75	56,500.00	0.00	43,968.97	63,433.78	0.00	63,433.78
CDB SPECIAL PROJECTS FUND	1,077,048.14	117,680.88	0.00	0.00	1,194,729.02	0.00	1,194,729.02
MECHANICS TRAINING FUND	0.00	0.00	0.00	0.00	0.00	0.00	0.00
CHILDHOOD CANCER RESEARCH	70,702.27	0.00	0.00	0.00	70,702.27	0.00	70,702.27
EMERGENCY PLANNING & TRAINING	26,416.87	40,700.00	0.00	15,723.89	51,392.98	0.00	51,392.98
HEALTHY FORESTS, WETLANDS,AND PRAIRIES GRANT	0.00	0.00	0.00	0.00	0.00	0.00	0.00
IL SCHOOL ASBESTOS ABATEMENT	58,807.14	489,762.97	-78,453.44	287,179.73	182,936.94	0.00	182,936.94
SECRETARY OF STATE FED PROJ	577,783.02	40,500.00	0.00	580,276.72	38,006.30	-361.11	37,645.19
CHILDREN'S WELLNESS CHARITIES	36,232.28	0.00	0.00	0.00	36,232.28	0.00	36,232.28
INJURED WORKERS' BENEFIT	1,628,794.73	816,517.39	0.00	1,610,583.65	834,728.47	0.00	834,728.47
FOLDS OF HONOR FOUNDATION FUND	0.00	0.00	0.00	0.00	0.00	0.00	0.00
HOUSING FOR FAMILIES	44,932.57	0.00	0.00	0.00	44,932.57	0.00	44,932.57

Fund	Prev Year Cash Bal	FY25 Receipts	FY25 Transfers	FY25 Disbursements	Ending Cash Balance	Warrants Outstanding	Available Balance
DRIVER SERVICES ADMINISTRATION	12,024,878.91	672,147.00	115.00	1,304,560.35	11,392,580.56	0.00	11,392,580.56
POST-TRAUMATIC STRESS DISORDER AWARENESS FUND	390.00	0.00	0.00	0.00	390.00	0.00	390.00
ICJIA VIOLENCE PREVENTION	789,327.56	229,350.00	0.00	0.00	1,018,677.56	0.00	1,018,677.56
SECRETARY OF STATE SPEC LIC PL	1,209,567.56	3,157,629.19	-9,882.00	3,064,695.37	1,292,619.38	0.00	1,292,619.38
STATE AND LOCAL SALES TX REFRM	135,801,296.89	364,885,866.01	-371,650,907.88	96,161,571.30	32,874,683.72	0.00	32,874,683.72
RTA OCCUP&USE TAX REPLACEMENT	0.00	0.00	47,680,374.42	46,680,374.42	1,000,000.00	0.00	1,000,000.00
COUNTY & MASS TRANSIT DISTRICT	115,114,293.58	558,098,510.90	-205,186,791.56	336,804,832.38	131,221,180.54	0.00	131,221,180.54
LOCAL GOVERNMENT TAX	473,130,351.01	2,823,230,881.22	0.00	2,732,991,264.80	563,369,967.43	-678,717.56	562,691,249.87
COUNTY OPTION MOTOR FUEL TAX	14,366,978.17	90,977,025.79	0.00	89,508,107.74	15,835,896.22	0.00	15,835,896.22
INDOOR RADON MITIGATION	2,601.55	596,537.81	0.00	583,674.29	15,465.07	-15,465.07	0.00
PROFESSIONAL REGUL EVIDENCE	305.87	0.00	0.00	0.00	305.87	0.00	305.87
LOC GOVT HEALTH INSURANCE RES	10,320,902.57	36,538,620.19	-2,750.00	37,538,505.23	9,318,267.53	-299,101.50	9,019,166.03
ILLINOIS STATE MUSEUM	25,804.80	300.00	0.00	0.00	26,104.80	0.00	26,104.80
ILLINOIS PUBLIC TREASURER INVESTMENT POOL ADMINISTRATIVETRUST FUN	14,983,008.16	22,079,167.32	-76,610.00	9,477,088.39	27,508,477.09	-406,927.69	27,101,549.40
GEN ASSEMBLY OPERATIONS REV	33,443.48	5,641.50	-7,180.00	0.00	31,904.98	0.00	31,904.98
EPILEPSY TREATMENT & EDUCATION GRANTS-IN-AID	26,356.50	0.00	0.00	0.00	26,356.50	0.00	26,356.50
DIABETES RESEARCH CHECKOFF	197,939.48	4,714.71	103,935.67	150,471.65	156,118.21	-31,249.00	124,869.21
ILLINOIS FISHERIES MANAGEMENT	278,664.98	1,503,170.59	-17,800.00	824,357.33	939,678.24	0.00	939,678.24
DIRECT DEPOSIT ADMINISTRATION	750,737.82	9,996,341.46	0.00	9,917,900.98	829,178.30	-829,178.30	0.00
FLEXIBLE SPENDING ACCOUNT	10,802,385.15	41,845,806.96	-2,516.00	39,927,683.89	12,717,992.22	-95.27	12,717,896.95
TCHR HEALTH INSURANCE SECURITY	564,810,503.16	353,224,664.95	-25,729.00	278,222,409.03	639,787,030.08	-1,628,066.12	638,158,963.96
SOCIAL SECURITY ADMINISTRATION	3,193,396.04	111,412.03	0.00	583,587.05	2,721,221.02	-48,859.48	2,672,361.54
IL FARMER & AGRI-BUSINESS LN	9,098,214.56	402,891.23	0.00	0.00	9,501,105.79	0.00	9,501,105.79
HELP ILLINOIS VOTE	16,771,412.74	1,143,146.42	456,366.20	4,081,469.91	14,289,455.45	-121,973.69	14,167,481.76
POLLUTION CONTROL BOARD ST TR	590,975.64	620,000.00	-542.00	538,288.58	672,145.06	-1,069.15	671,075.91
CAROLYN ADAMS TICKET FOR THE CURE GRANT	5,508,197.61	245,856.51	1,046,164.45	1,503,575.44	5,296,643.13	-26,748.23	5,269,894.90
STATE POLICE FIREARM SERVICES	8,045,485.91	14,755,611.97	-16,049.00	6,723,430.58	16,061,618.30	-2,031.00	16,059,587.30
ELECTRONIC NOTARIZATION FUND	319,390.00	242,280.00	0.00	226,669.76	335,000.24	0.00	335,000.24
HFS TECHNOLOGY INITIATIVE FUND	2,636,990.95	5,607,345.73	0.00	7,450,024.83	794,311.85	0.00	794,311.85
FEDERAL FINANCING COST REIMB	15,008.00	0.00	17,015,582.00	17,015,582.00	15,008.00	0.00	15,008.00
ENVIRONMENTAL JUSTICE GRANT	0.00	0.00	0.00	0.00	0.00	0.00	0.00
BROWNFIELDS REDEVELOPMENT	2,425,860.21	519,023.65	-1,893.00	299,671.56	2,643,319.30	0.00	2,643,319.30
CAPITAL DEVELOP BRD REVOLVING	31,827,066.23	22,318,556.76	-23,222.00	26,307,510.02	27,814,890.97	-8,634.77	27,806,256.20
ILLINOIS HEALTH CARE WORKERS BENEFIT FUND	0.00	0.00	0.00	0.00	0.00	0.00	0.00
STANDARD BRED PURSE FUND	200,645.80	758,025.59	0.00	800,000.00	158,671.39	0.00	158,671.39
PROFESSIONS INDIRECT COST	13,123,296.02	2,714,417.12	21,794,019.67	23,447,921.46	14,183,811.35	-326,463.79	13,857,347.56
COUNTY PUBLIC SAFETY ROT	36,571,933.26	199,195,997.65	0.00	190,104,167.00	45,663,763.91	0.00	45,663,763.91
DCFS CHILDREN'S SERVICES	529,836,922.86	421,091,152.23	-888,036.00	484,150,343.06	465,889,696.03	-2,943,660.45	462,946,035.58
GENERAL ASSEMBLY TECHNOLOGY FUND	1,531,735.66	0.00	49,522.41	216,099.01	1,365,159.06	0.00	1,365,159.06
CHICAGO STATE UNIVERSITY EDUCATION IMPROVEMENT	900,403.74	96,672.47	2,983,107.00	3,698,233.27	281,949.94	0.00	281,949.94
IL SPORTS FACILITIES	7,282,000.00	87,941,000.00	-7,282,000.00	80,350,000.00	7,591,000.00	0.00	7,591,000.00
LEAD SERVICE LINE REPLACEMENT FUND	0.00	0.00	0.00	0.00	0.00	0.00	0.00
AUTISM RESEARCH CHECKOFF FUND	4,601.38	202.66	0.00	0.00	4,804.04	0.00	4,804.04
SPORTS FACILITIES TAX	10,019,852.98	66,212,029.68	0.00	64,650,901.03	11,580,981.63	0.00	11,580,981.63
SUPREME COURT SPEC STATE PROJ	279,160.63	21,469.10	0.00	151,066.12	149,563.61	-8,960.00	140,603.61
OIL AND GAS RESOURCE MANAGEMENT FUND	8,901.16	0.00	0.00	0.00	8,901.16	0.00	8,901.16
PEMBROKE TOWNSHIP NATURAL GASS INVESTMENT PILOT PROGRAM FUN	0.00	0.00	0.00	0.00	0.00	0.00	0.00
DEPT ON AGING FEDERAL INDIRECT COST	0.00	0.00	0.00	0.00	0.00	0.00	0.00
ILLINOIS VETERANS ASSISTANCE FUND	4,144,866.28	386,924.54	1,055,035.90	1,305,480.21	4,281,346.51	0.00	4,281,346.51

Fund	Prev Year Cash Bal	FY25 Receipts	FY25 Transfers	FY25 Disbursements	Ending Cash Balance	Warrants Outstanding	Available Balance
MEDICAID FRAUD&ABUSE PREVENT	34,753.89	0.00	0.00	0.00	34,753.89	0.00	34,753.89
IL HEALTH FACILITIES PLANNING	4,386,584.22	1,894,519.61	-90,010.00	2,010,621.63	4,180,472.20	-2,594.84	4,177,877.36
TRAINING IN THE BUILDING TRADES FUND	0.00	0.00	0.00	0.00	0.00	0.00	0.00
EMERGENCY PUBLIC HEALTH	5,355,546.04	3,976,692.81	-159,169.31	3,680,398.23	5,492,671.31	-176,085.87	5,316,585.44
TOMA CONSUMER PROTECTION	152,175.07	6,739.66	0.00	0.00	158,914.73	0.00	158,914.73
ISAC ACCOUNTS RECEIVABLE	135,475.67	48,341.84	0.00	0.00	183,817.51	0.00	183,817.51
CREDIT UNION	2,462,205.07	5,537,671.59	-1,045,902.48	4,094,496.48	2,859,477.70	-1,150.82	2,858,326.88
RESIDENTIAL FINANCE REGULATORY FUND	13,186,227.09	9,049,990.34	-1,634,020.72	5,487,624.74	15,114,571.97	-4,769.84	15,109,802.13
FAIR & EXPOSITION	6,172,142.30	0.00	1,660,710.77	900,000.01	6,932,853.06	0.00	6,932,853.06
STATE POLICE VEHICLE	5,719,702.65	9,615,779.81	-7,562.00	7,465,951.48	7,861,968.98	0.00	7,861,968.98
WATER WORKFORCE DEVELOPMENT FUND	0.00	0.00	0.00	0.00	0.00	0.00	0.00
SOUTH SUBURBAN AIRPORT IMPROVEMENT	0.00	0.00	0.00	0.00	0.00	0.00	0.00
WATER AND SEWER LOW-INCOME ASSISTANCE FUND	0.00	0.00	0.00	0.00	0.00	0.00	0.00
DEPT OF LABOR SPEC STATE TRUST	2,418,557.75	4,956,753.16	-7,025.00	2,976,733.52	4,391,552.39	-382,173.03	4,009,379.36
BLUE WATER DITCH FLOOD CONTROL	0.00	0.00	0.00	0.00	0.00	0.00	0.00
CARBON DIOXIDE SEQUESTRATION ADMINISTRATIVE	0.00	0.00	0.00	0.00	0.00	0.00	0.00
ILLINOIS SECURE CHOICE ADMINISTRATIVE FUND	193,374.31	118,438.12	0.00	0.00	311,812.43	0.00	311,812.43
DEPT OF LABOR FEDERAL INDIRECT COST FUND	20,151.27	350,919.80	0.00	139,207.53	231,863.54	0.00	231,863.54
PUBLIC HEALTH WATER PERMIT	325,649.81	51,425.00	0.00	36,040.38	341,034.43	-75.00	340,959.43
AML RECLAMATION SET ASIDE	102,630,753.42	52,751,778.95	0.00	561,406.21	154,821,126.16	0.00	154,821,126.16
NURSING DEDICATED & PROFESSNL	32,847,199.81	6,720,783.45	-2,522,878.30	7,182,763.07	29,862,341.89	-10,566.04	29,851,775.85
OPTOMETRIC LICENSING & DISCIPLINARY BOARD	2,856,216.02	199,144.78	-97,832.21	826,069.88	2,131,458.71	-5.00	2,131,453.71
FISH & WILDLIFE ENDOWMENT	3,791,831.85	493,577.60	0.00	0.00	4,285,409.45	0.00	4,285,409.45
UNDERGROUND RESOURCE CONSERV	2,598,059.49	791,543.57	741,300.00	1,446,989.74	2,683,913.32	-2,276.75	2,681,636.57
MANDATORY ARBITRATION	25,003,928.18	4,395,792.37	85,614.32	3,724,887.47	25,760,447.40	-70,423.59	25,690,023.81
PRIVATE VEHICLE USE HOME RULE FUND	3,669,018.26	14,985,442.38	0.00	14,210,731.16	4,443,729.48	0.00	4,443,729.48
DEPARTMENT OF JUVENILE JUSTICE REIMBURSEMENT AND EDUCATION F	484,744.85	1,211,773.74	0.00	763,348.61	933,169.98	-551.50	932,618.48
STATE RAIL FREIGHT LOAN REPAY	13,145,850.62	801,947.53	-280,000.00	0.00	13,667,798.15	0.00	13,667,798.15
DIVISION OF REAL ESTATE GENERAL FUND	5,409,641.90	1,526,074.86	-215,307.78	1,418,005.99	5,302,402.99	0.00	5,302,402.99
100 CLUB OF ILLINOIS FUND	59,908.82	0.00	2,301.65	62,210.47	0.00	0.00	0.00
SUPREME COURT FEDERAL PROJECTS	28,306.68	1,450,727.01	0.00	1,423,890.40	55,143.29	-24,828.41	30,314.88
WATER REVOLVING	466,851,069.48	740,483,816.90	-1,015,062.06	790,950,881.37	415,368,942.95	-6,236,562.57	409,132,380.38
IL RACING BOARD CHARITY	193.40	750,764.28	0.00	750,000.00	957.68	0.00	957.68
LASALLE VETERANS HOME	22,398,059.25	7,475,464.88	-437,713.50	3,788,101.67	25,647,708.96	-4,189.00	25,643,519.96
ANNA VETERANS HOME	8,803,264.39	4,159,019.24	-1,205.00	971,818.15	11,989,260.48	0.00	11,989,260.48
CARBON SEQUESTRATION LONG-TERM TRUST	0.00	0.00	0.00	0.00	0.00	0.00	0.00
DRUNK&DRUGGED DRIVING PREVENT	1,328,366.27	1,227,245.00	-11,700.00	1,199,891.48	1,344,019.79	-5,243.70	1,338,776.09
POLLUTION CONTROL BOARD	35,536.73	1,650.00	0.00	30.00	37,156.73	0.00	37,156.73
INCOME TAX REFUND	482,335,812.85	4,221,885,589.40	-255,558,097.29	3,538,236,120.58	910,427,184.38	-118,938,483.84	791,488,700.54
SUMMER EBT PROGRAM	0.00	306,602,160.00	0.00	288,917,912.16	17,684,247.84	0.00	17,684,247.84
METHAMPHETAMINE LAW ENFORCEMENT FUND	426,163.59	13,259.82	0.00	0.00	439,423.41	0.00	439,423.41
HOSPITAL BASIC SERVICES PRESERVATION FUND	274,999.98	183,333.32	-366,666.64	0.00	91,666.66	0.00	91,666.66
LONG TERM CARE MONITOR/RECEIVE	34,591,994.55	22,019,987.73	7,349,961.32	28,461,937.83	35,500,005.77	-8,656.80	35,491,348.97
IL AFFORDABLE HOUSING TRUST	81,063,903.69	63,586,954.02	-30,424.00	90,177,083.17	54,443,350.54	-8,771.00	54,434,579.54
HOME CARE SERVICES AGENCY LICENSURE FUND	2,148,732.95	2,162,375.01	190.00	700,329.31	3,610,968.65	-1,632.89	3,609,335.76
COMMUNITY WATER SUPPLY LABORATORY	1,520,613.81	916,094.42	-2,935.00	866,607.17	1,567,166.06	0.00	1,567,166.06
MOTOR FUEL & PETROLEUM STRDS	155,844.67	62,775.00	0.00	9,502.87	209,116.80	0.00	209,116.80
FERTILIZER CONTROL	3,517,046.33	1,745,589.79	-85,778.00	1,170,149.75	4,006,708.37	-1,326.82	4,005,381.55
REGULATORY	489,959.62	102,255.68	0.00	23,402.44	568,812.86	-746.70	568,066.16
SECURITIES INVESTORS EDUCATION	1,400,818.06	0.00	-600.00	189,236.09	1,210,981.97	0.00	1,210,981.97

Fund	Prev Year Cash Bal	FY25 Receipts	FY25 Transfers	FY25 Disbursements	Ending Cash Balance	Warrants Outstanding	Available Balance
STATE FURBEARER	889,607.51	120,525.37	18,738.34	27,264.61	1,001,606.61	0.00	1,001,606.61
USED TIRE MANAGEMENT	9,162,046.01	15,245,665.07	-5,115,580.94	9,250,995.66	10,041,134.48	-84,391.08	9,956,743.40
SECRETARY OF STATE INTERAGENCY	192,220.28	10,719.84	0.00	25,577.30	177,362.82	0.00	177,362.82
IL EXECUTIVE MANSION TRUST	73,492.77	0.00	0.00	0.00	73,492.77	0.00	73,492.77
GUARDIANSHIP & ADVOCACY	1,697,480.26	2,037,213.65	0.00	1,510,857.46	2,223,836.45	-1,826.97	2,222,009.48
NATURAL AREAS ACQUISITION	24,577,295.05	13,442,127.62	-2,079,000.00	18,280,401.16	17,660,021.51	-553,695.78	17,106,325.73
OPEN SPACE LANDS ACQUIS&DEVEL	164,789,631.14	31,168,377.67	-10,124,364.00	38,037,066.98	147,796,577.83	-1,375,104.64	146,421,473.19
FIRST RESPONDER BEHAVIORAL HEALTH GRANT FUND	10,000,000.00	0.00	0.00	0.00	10,000,000.00	0.00	10,000,000.00
STATE GARAGE REVOLVING	35,108,294.68	55,704,476.60	-355,402.00	62,470,350.46	27,987,018.82	-120,002.09	27,867,016.73
TECHNOLOGY MANAGEMENT REVOLVING FUND	21,032,621.79	506,433,741.93	206,789,737.83	719,304,358.74	14,951,742.81	-1,527,404.76	13,424,338.05
LICENSE TO READ	0.00	0.00	0.00	0.00	0.00	0.00	0.00
TICK RESEARCH, EDUCATION, AND EVALUATION	0.00	0.00	0.00	0.00	0.00	0.00	0.00
AIR TRANSPORTATION REVOLVING	787,641.04	0.00	0.00	0.00	787,641.04	0.00	787,641.04
TAX RECOVERY	2,109,437.13	1,636,282.70	0.00	1,687,930.33	2,057,789.50	-2,829.50	2,054,960.00
ILLINOIS PRODUCTION WORKFORCE FUND	125,045.61	448,387.97	0.00	421,556.88	151,876.70	-43,858.04	108,018.66
FACILITIES MANAGEMENT REVOLV	77,563,201.56	172,247,573.27	-1,755,544.96	236,996,289.99	11,058,939.88	-2,312,493.91	8,746,445.97
RESTORE	0.00	0.00	0.00	0.00	0.00	0.00	0.00
PROFESSIONAL SERVICES	52,202,680.35	2,464,479.73	38,948,179.00	58,446,976.49	35,168,362.59	-18,161.65	35,150,200.94
ICJIA VIOLENCE PREVENTION SPECIAL PROJECTS FUND	95,059.54	0.00	0.00	1,952.43	93,107.11	0.00	93,107.11
PENSION STABILIZATION FUND	0.00	0.00	0.00	0.00	0.00	0.00	0.00
SOUTH SUBURBAN BROWNFIELDS REDEVELOPMENT	0.00	0.00	0.00	0.00	0.00	0.00	0.00
MEDICAL DEBT RELIEF PILOT PROGRAM	0.00	10,000,000.00	0.00	1,978,937.21	8,021,062.79	0.00	8,021,062.79
FAMILY RESPONSIBILITY	471,390.27	173,970.00	0.00	100,000.00	545,360.27	0.00	545,360.27
MOTOR VEHICLE REVIEW BOARD	400,293.89	305,473.25	-2,200.00	201,116.05	502,451.09	0.00	502,451.09
STATE CORONAVIRUS URGENT REMEDIATION EMERGENCY FUND (STATE	759,655,005.22	138,386,412.95	-85,967,824.85	292,912,645.60	519,160,947.72	-691,979.49	518,468,968.23
LOCAL CORONAVIRUS URGENT REMEDIATION EMERGENCY FUND (LOCAL	0.00	0.00	0.00	0.00	0.00	0.00	0.00
AFRICAN-AMERICAN HIV/AIDS RESPONSE FUND	11,003,155.00	136,484.57	88.00	4,484,163.59	6,655,563.98	0.00	6,655,563.98
TATTOO AND BODY PIERCING ESTABLISHMENT REGISTRA	1,718,908.41	684,100.00	893.67	446,719.87	1,957,182.21	-4,537.50	1,952,644.71
COUNTY PROVIDER TRUST	4,044,841.90	3,418,512,963.42	0.00	3,416,014,668.46	6,543,136.86	-103,338.68	6,439,798.18
COOPERATIVE HOUSING	0.00	0.00	0.00	0.00	0.00	0.00	0.00
WORKERS' COMPENSATION REVOLVING	9,467,169.26	4,128,025.80	112,000,500.00	124,853,847.12	741,847.94	0.00	741,847.94
FEDERAL SUPPORT AGREEMENT REV	2,592,722.78	25,582,898.48	0.00	25,151,356.64	3,024,264.62	-271,409.28	2,752,855.34
AMBULANCE REVOLVING LOAN FUND	1,240.28	414,200.04	0.00	413,185.79	2,254.53	0.00	2,254.53
CRIMINAL JUSTICE INFORMATION PROJECTS	94,274,533.55	1,159,781.24	58,915,237.51	60,840,680.94	93,508,871.36	-1,040,685.11	92,468,186.25
ENVIRONMENTAL LAB CERTIFICAT	622,011.02	446,067.05	-300.00	402,656.61	665,121.46	0.00	665,121.46
MPEA TRUST	30,811,927.46	193,453,949.22	0.00	181,260,739.96	43,005,136.72	0.00	43,005,136.72
FEDERAL HOME INVESTMENT TRUST	5,263.00	0.00	0.00	0.00	5,263.00	-5,263.00	0.00
IL COMM COLL BRD CONTRCT & GRT	2,822,314.12	4,651,635.96	-257,002.47	6,900,580.64	316,366.97	0.00	316,366.97
PUBLIC HEALTH LAB SERVS REV	5,033,687.63	264,944.75	-110,745.00	158,883.39	5,029,003.99	-6,382.81	5,022,621.18
AUDIT EXPENSE	59,663,056.57	3,692,944.00	10,000,952.00	32,451,890.13	40,905,062.44	-1,667.96	40,903,394.48
CARE PROV FOR PERSONS WITH DD	23,474,764.96	47,639,710.33	-6,794.00	48,816,627.96	22,291,053.33	-37,468.75	22,253,584.58
LONG TERM CARE PROVIDER	30,391,343.95	711,973,731.08	9,989,648.00	738,382,182.30	13,972,540.73	-665,315.14	13,307,225.59
HOSPITAL PROVIDER	105,985,463.75	4,814,443,801.01	-415,066,984.00	4,344,685,015.88	160,677,264.88	-3,857.49	160,673,407.39
EMPLOYMENT & TRAINING	81,513,431.05	1,625,212,005.17	-3,597.29	1,669,278,541.06	37,443,297.87	-4,388,317.97	33,054,979.90
ELECTIONS SPECIAL PROJECTS	0.00	452,559.15	0.00	0.00	452,559.15	0.00	452,559.15
IMAGINATION LIBRARY OF ILLINOIS	33,687.54	4,172,581.69	0.00	3,512,000.00	694,269.23	0.00	694,269.23
ICCB FEDERAL TRUST	945,460.93	521,407.15	-12,153.94	519,972.32	934,741.82	-1,668.80	933,073.02
FREEDOM SCHOOLS	3,130,248.00	30,996.00	-636.00	2,243,261.00	917,347.00	0.00	917,347.00
STATE PHEASANT	5,606,103.25	619,872.83	137,458.40	132,996.81	6,230,437.67	0.00	6,230,437.67
LOAN GUARANTEE ADMINISTRATIVE TRUST FUND	10,000,000.00	10,000,000.00	0.00	0.00	20,000,000.00	0.00	20,000,000.00
SPECIAL ED MEDICAID MATCHING	7,276,277.71	297,125,431.00	-2,916.00	227,069,828.00	77,328,964.71	-77,066,570.15	262,394.56

Fund	Prev Year Cash Bal	FY25 Receipts	FY25 Transfers	FY25 Disbursements	Ending Cash Balance	Warrants Outstanding	Available Balance
LAW ENFORCEMENT CAMERA GRANT FUND	60,976,346.44	3,547,866.38	0.00	8,901,792.71	55,622,420.11	-886,420.10	54,736,000.01
CHILD LABOR ENFORCEMENT	3,372,695.14	4,528,973.70	3,036.00	1,035,976.63	6,868,728.21	-332.00	6,868,396.21
ILLINOIS ABLE ACCOUNTS ADMINISTRATIVE FUND	90,447.92	37,101.05	0.00	225.00	127,323.97	0.00	127,323.97
IMSA SPECIAL PURPOSES TRUST	123,166.62	436,024.24	0.00	383,417.56	175,773.30	-16,600.48	159,172.82
LEAD POISONING SCREENING, PREVENTION, AND ABATEM	16,686,722.20	11,966,136.76	-81,376.79	9,640,428.15	18,931,054.02	-484,735.54	18,446,318.48
ILLINOIS BULLYING AND CYBERBULLYING PREVENTION	0.00	0.00	0.00	0.00	0.00	0.00	0.00
SECURITIES AUDIT & ENFORCEMENT	23,311,942.52	14,112,059.84	-4,040,277.00	7,409,829.11	25,973,896.25	-1,032.55	25,972,863.70
DEPT OF BUSINESS SERV SP OPS	11,155,369.25	27,019,004.21	-9,996,661.00	13,594,947.44	14,582,765.02	-4,242.65	14,578,522.37
ILLINOIS TELECOMMUNICATIONS ACCESS CORPORATION FUND	16,451.66	249,513.93	63.00	248,693.47	17,335.12	-17,335.12	0.00
HEALTH&HUMAN SERV MEDICAID TR	82,297,144.29	17,421,639.89	19,999,207.00	58,055,005.07	61,662,986.11	-23,262.69	61,639,723.42
PRISONER REVIEW BOARD VEHICLE AND EQUIPMENT	233,058.61	105,334.70	-3,035.00	63,704.83	271,653.48	-135.58	271,517.90
CAPITAL FACILITY AND TECHNOLOGY MODERNIZATION	4,300,000.00	5,000,000.00	0.00	148,772.00	9,151,228.00	0.00	9,151,228.00
DRUG TREATMENT	16,585,513.88	2,519,997.23	5,007,229.61	2,902,534.43	21,210,206.29	-152,711.20	21,057,495.09
FEED CONTROL	4,968,583.11	2,796,871.33	-136,863.00	2,120,484.78	5,508,106.66	-5,778.57	5,502,328.09
TANNING FACILITY PERMIT	25,434.48	100,250.00	-400.00	31,000.00	94,284.48	0.00	94,284.48
EQUITY IN LONG-TERM CARE QUALITY	23,285,918.63	4,086,251.56	0.00	19,320.94	27,352,849.25	0.00	27,352,849.25
PLUMBING LICENSURE & PROGRAM	1,533,554.93	2,567,712.48	-73,771.13	3,080,633.54	946,862.74	-21,814.72	925,048.02
STATE TREASURER'S BANK SERVICE	19,229,927.83	18,988.98	2,508,817.50	6,378,828.76	15,378,905.55	-667,333.51	14,711,572.04
SECRETARY OF STATE EVIDENCE	277,059.48	585.00	0.00	96,364.75	181,279.73	0.00	181,279.73
NATURAL HERITAGE	60,555.14	0.00	0.00	0.00	60,555.14	0.00	60,555.14
MCCORMICK PLACE EXPANSION PROJ	0.01	234,247,929.97	-22,110,710.03	212,137,219.95	0.00	0.00	0.00
INSURANCE PREMIUM TAX REFUND	1,094,544.00	3,000,000.00	-10,972.00	2,209,753.71	1,873,818.29	-169,662.31	1,704,155.98
ICC FEDERAL GRANTS TRUST	0.00	236,306.00	0.00	236,306.00	0.00	0.00	0.00
CORPORATE FRANCHISE TAX REFUND	5,329,297.48	3,135,819.78	-2,999,933.00	363,344.44	5,101,839.82	0.00	5,101,839.82
LYME DISEASE AWARENESS	0.00	0.00	0.00	0.00	0.00	0.00	0.00
REPATRIATION AND REINTERMENT	0.00	0.00	0.00	0.00	0.00	0.00	0.00
TAX COMPLIANCE & ADMIN	52,210,274.04	103,098,970.32	-309,589.00	104,270,444.17	50,729,211.19	-97,024.08	50,632,187.11
BOARD OF HIGHER EDUCATION STATE CONTRACTS AND GRANTS FUND	31,668.28	4,034,143.37	0.00	3,383,442.98	682,368.67	-588,836.32	93,532.35
APPRAISAL ADMINISTRATION	1,474,756.35	832,595.58	-433,003.19	783,968.58	1,090,380.16	-8,785.00	1,081,595.16
SMALL BUS ENVIRONMENTAL ASSIST	234,490.53	63,032.66	-1,200.00	296,323.19	0.00	0.00	0.00
REGUL EVAL & BASIC ENFORCEMENT	141,950.46	36,100.00	0.00	51,508.80	126,541.66	0.00	126,541.66
SEXUAL ASSAULT SERVICES	690,795.50	109,660.04	0.00	0.00	800,455.54	0.00	800,455.54
IL HABITAT ENDOWMENT TRUST	13,854,984.18	687,254.65	0.00	0.00	14,542,238.83	0.00	14,542,238.83
IL HABITAT	5,350,635.65	1,086,959.03	-156,196.74	2,640,890.48	3,640,507.46	0.00	3,640,507.46
EQUAL PAY	626,850.00	249,960.00	0.00	185,209.00	691,601.00	0.00	691,601.00
SICKLE CELL CHRONIC DISEASE	1,947,557.16	1,000,000.00	0.00	589,371.48	2,358,185.68	0.00	2,358,185.68
GAINING EARLY AWARENESS AND READINESS FOR UNDER	4.90	0.00	0.00	0.00	4.90	0.00	4.90
SENIOR HEALTH INSURANCE PROG	68,160.69	1,611,129.21	0.00	1,480,210.26	199,079.64	-75,741.78	123,337.86
TRAUMA CENTER	2,700,203.21	2,413,429.23	-5,886.00	2,532,834.89	2,574,911.55	-36,146.47	2,538,765.08
EMS ASSISTANCE	1,270,926.52	656,556.10	-6,253.60	715,180.21	1,206,048.81	0.00	1,206,048.81
AUTISM CARE FUND	39,260.40	0.00	0.00	0.00	39,260.40	0.00	39,260.40
PROTEST	30,622,645.47	60,000.00	-4,308,025.58	567,582.53	25,807,037.36	-9,987,335.10	15,819,702.26
ILLINOIS BROADBAND ADOPTION FUND	0.00	0.00	0.00	0.00	0.00	0.00	0.00
HUNGER-FREE CAMPUS GRANT	0.00	0.00	0.00	0.00	0.00	0.00	0.00
DEAF AND HARD OF HEARING SPECIAL PROJECTS FUND	38,682.43	116,885.00	0.00	131,657.24	23,910.19	-10,322.00	13,588.19
COMPREHENSIVE REGIONAL PLANNING FUND	0.00	0.00	0.00	0.00	0.00	0.00	0.00
GRANT ACCOUNTABILITY AND TRANSPARENCY FUND	5,301,666.06	3,262,641.41	-108,600.00	3,658,211.69	4,797,495.78	-250.80	4,797,244.98
DHS SPECIAL PURPOSE TRUST	97,606,785.91	152,034,532.74	29,535,090.00	187,783,990.36	91,392,418.29	-477,723.97	90,914,694.32
GEORGE BAILEY MEMORIAL FUND	147,506.31	1,169.78	0.00	0.00	148,676.09	0.00	148,676.09
SBE FEDERAL DEPT OF AGRI	1,894,587.08	1,031,368,242.08	-44,500.00	1,030,979,583.58	2,238,745.58	-524,910.69	1,713,834.89
CORONAVIRUS URGENT REMEDIATION EMERGENCY BORROWING FUND	0.00	0.00	0.00	0.00	0.00	0.00	0.00

Fund	Prev Year Cash Bal	FY25 Receipts	FY25 Transfers	FY25 Disbursements	Ending Cash Balance	Warrants Outstanding	Available Balance
COMMON SCHOOL	47,546,009.91	103,444,846.94	9,547,823,337.74	9,595,831,608.53	102,982,586.06	-28,113.37	102,954,472.69
MOTOR FUEL TAX-COUNTIES	35,818.51	0.00	178,173,183.85	178,209,002.36	0.00	0.00	0.00
MOTOR FUEL TAX-MUNICIPALITIES	71,361.05	0.00	249,880,129.27	249,846,834.91	104,655.41	-104,655.41	0.00
MOTOR FUEL TAX-TOWN & ROAD DIS	25,710.39	0.00	80,867,520.46	80,893,230.85	0.00	0.00	0.00
MAP REFUND	0.00	0.00	0.00	0.00	0.00	0.00	0.00
STATE COLLEGE & UNIV TRUST	140,541.57	250,200.00	0.00	248,637.00	142,104.57	0.00	142,104.57
UNIVERSITY GRANT	154,436.00	90,725.00	0.00	144,375.00	100,786.00	0.00	100,786.00
DCEO PROJECTS FUND	236,422.24	30,793,366.43	-16,117.77	1,549,209.34	29,464,461.56	-472,200.47	28,992,261.09
PROFESSIONS LICENSURE	0.00	15,855,000.00	0.00	90,000.00	15,765,000.00	0.00	15,765,000.00
PUBLIC AID RECOVERIES TRUST	131,221,404.20	2,174,496,349.89	-747,242,931.10	1,477,182,515.65	81,292,307.34	-400,428.11	80,891,879.23
ELECTRIC VEHICLE REBATE FUND	632,593.38	14,547,880.00	-24,101.00	13,709,310.71	1,447,061.67	-1,095,510.65	351,551.02
MANAGED CARE OVERSIGHT FUND	0.00	0.00	0.00	0.00	0.00	0.00	0.00
ILLINOIS POWER AGENCY TRUST FUND	19,956.40	3,618,755.26	-19,922.00	3,618,743.40	46.26	0.00	46.26
ILLINOIS POWER AGENCY OPERATIONS	16,010,439.05	34,591,067.72	3,847,844.00	33,139,129.61	21,310,221.16	-787.89	21,309,433.27
COAL TO SOLAR AND ENERGY STORAGE INITIATIVE FUND	0.00	0.00	0.00	0.00	0.00	0.00	0.00
ENERGY TRANSITION ASSISTANCE FUND	149,835,660.52	85,178,622.18	-17,501,193.00	56,745,021.92	160,768,067.78	-2,161,700.23	158,606,367.55
SUPREME COURT HISTORIC PRESERVATION FUND	1,236,585.69	981,265.88	0.00	1,175,430.85	1,042,420.72	-4,711.39	1,037,709.33
MULTIPLE SCLEROSIS RESEARCH	4,409,967.07	443,756.10	1,168,490.53	464,508.16	5,557,705.54	0.00	5,557,705.54
LIVESTOCK MGMT FACILITIES	20,111.33	12,190.00	0.00	16,898.97	15,402.36	0.00	15,402.36
SECOND INJURY	842,344.14	916,738.41	-237.69	1,081,677.38	677,167.48	-3,011.94	674,155.54
ORGANIZED RETAIL CRIME ENFORCEMENT FUND	0.00	0.00	0.00	0.00	0.00	0.00	0.00
FEDERAL HIGH SPEED RAIL TRUST	5,502,368.24	20,898,787.61	-910.00	16,613,305.72	9,786,940.13	0.00	9,786,940.13
COURT OF CLAIMS ADMIN & GRANT	0.00	209,845.55	0.00	209,845.55	0.00	0.00	0.00
CHARITABLE TRUST STABILIZATION FUND	1,067,351.64	547,542.38	0.00	432,641.15	1,182,252.87	0.00	1,182,252.87
SAFETY RESPONSIBILITY	3,832,441.67	1,752,070.60	-278,919.51	1,121,677.21	4,183,915.55	-47,224.00	4,136,691.55
QUALITY OF LIFE ENDOWMENT FUND	3,650,056.98	227,811.22	1,167,944.53	771,315.39	4,274,497.34	-53,694.07	4,220,803.27
IL STATE FAIR	11,748,159.02	12,664,084.61	-292,071.00	9,651,557.46	14,468,615.17	-31,985.11	14,436,630.06
FEDERAL AGRICULTURAL MARKETING SERVICE	13,267.85	10,000.00	0.00	20,630.90	2,636.95	0.00	2,636.95
AGRICULTURAL MASTER	1,721,044.86	1,263,402.80	-4,843.00	1,253,350.13	1,726,254.53	0.00	1,726,254.53
PUBLIC DEFENDER FUND	0.00	10,000,000.00	0.00	10,000,000.00	0.00	0.00	0.00
FLOOD CONTROL LAND LEASE	43,604.43	505,867.81	0.00	538,981.22	10,491.02	0.00	10,491.02
EMPLOYEE CALSSSIFICATION	149,731.63	0.00	0.00	36,971.86	112,759.77	-197.00	112,562.77
GI EDUCATION	1,615,104.99	1,531,575.25	0.00	2,171,493.20	975,187.04	0.00	975,187.04
MEDICAID TECHNICAL ASSISTANCE CENTER	1,044,269.55	38,605.18	0.00	987,500.00	95,374.73	0.00	95,374.73
INTERPRETERS FOR THE DEAF	1,057,545.18	298,324.35	0.00	245,092.80	1,110,776.73	-2,351.60	1,108,425.13
ILLINOIS STATE TOLL HIGHWAY CONSTRUCTION	0.00	0.00	0.00	0.00	0.00	0.00	0.00
INDIGENT BAIID	49,934.95	266,782.69	0.00	266,545.87	50,171.77	0.00	50,171.77
IL TOURISM TAX	4,951,899.39	33,475,154.10	0.00	32,682,445.55	5,744,607.94	-2,292.11	5,742,315.83
MONITORING DEVICE DRIVING PERMIT ADMINISTRATION F	2,200,743.73	1,149,839.16	-558.00	1,789,823.42	1,560,201.47	0.00	1,560,201.47
ROTARY CLUB	3,865.00	3,686.00	0.00	6,578.00	973.00	0.00	973.00
ILLINOIS STATE TOLL HIGHWAY AUTHORITY FUND	863,523,169.35	1,820,202,365.31	-480,000.00	1,932,827,920.39	750,417,614.27	-1,501,376.42	748,916,237.85
HEATLTH EQUITY AND ACCESS	0.00	0.00	0.00	0.00	0.00	0.00	0.00
GROUP INSURANCE PREMIUM	14,279,485.34	98,354,503.02	-6,724.00	88,058,632.22	24,568,632.14	-15,769,982.17	8,798,649.97
AUTISM AWARENESS	46,200.00	23,700.00	0.00	4,798.54	65,101.46	0.00	65,101.46
OVARIAN CANCER AWARENESS	3,678.00	11,360.00	0.00	11,577.00	3,461.00	0.00	3,461.00
PAYROLL CONSOLIDATION	217,883,477.46	7,238,475,797.87	0.00	7,311,044,460.19	145,314,815.14	-145,314,815.14	0.00
PARITY ADVANCEMENT FUND	4,342,957.38	0.00	-9,349.00	1,884,113.82	2,449,494.56	0.00	2,449,494.56
COMMERCIAL CONSOLIDATION	1,655,688,671.72	97,384,726,823.29	0.00	96,378,819,953.49	2,661,595,541.52	-2,661,595,541.52	0.00
ILL. PROFESSIONAL GOLFERS ASSOC. FOUNDATION JUNIO	46,922.00	53,251.00	0.00	87,745.00	12,428.00	0.00	12,428.00
BOY SCOUT AND GIRL SCOUT	19,800.00	18,025.00	0.00	18,850.00	18,975.00	0.00	18,975.00
LAND & WATER RECREATION	956,088.73	3,617,077.48	0.00	2,163,127.52	2,410,038.69	0.00	2,410,038.69
AGRICULTURE IN THE CLASSROOM	75,850.00	162,075.00	0.00	160,000.00	77,925.00	0.00	77,925.00

Fund	Prev Year Cash Bal	FY25 Receipts	FY25 Transfers	FY25 Disbursements	Ending Cash Balance	Warrants Outstanding	Available Balance
SHEET METAL WORKERS INTERNATIONAL ASSOCIATION O	9,596.00	3,074.00	0.00	6,000.00	6,670.00	0.00	6,670.00
AUTOIMMUNE DISEASE RESEARCH	52,224.88	2,311.46	0.00	0.00	54,536.34	0.00	54,536.34
LIBRARY SERVICES	41,691.94	5,898,322.56	0.00	5,904,920.91	35,093.59	0.00	35,093.59
STATE LIBRARY	27,102.91	3,232.20	0.00	2,734.96	27,600.15	-200.00	27,400.15
TEACHERS RETIREMENT SYSTEM	684,415,219.38	8,776,319,361.28	-248,078.00	8,752,022,492.75	708,464,009.91	-708,381,951.25	82,058.66
WHOLESOME MEAT	1,386,540.95	9,427,538.03	0.00	8,984,248.66	1,829,830.32	-4,446.81	1,825,383.51
JUDGES RETIREMENT SYSTEM	18,044,353.85	206,835,521.52	-36,425.00	210,357,306.82	14,486,143.55	-384,983.75	14,101,159.80
PREDATORY LENDING DATABASE PROGRAM FUND	0.00	0.00	0.00	0.00	0.00	0.00	0.00
STATE EMPLOYEES RETIREMENT SYS	307,200,817.07	3,590,108,424.44	-217,535.00	3,580,189,887.42	316,901,819.09	-21,700,117.71	295,201,701.38
SEC OF STATE IDENTIFICATION SECURITY AND THEFT PRE	34,892,031.64	0.00	12,895,899.00	22,793,820.66	24,994,109.98	-1,886.06	24,992,223.92
GENERAL ASSEMBLY RETIREMENT	6,272,254.17	28,071,137.36	-30,194.00	28,647,836.20	5,665,361.33	-59,989.09	5,605,372.24
UNCLAIMED PROPERTY TRUST	364,649,125.07	761,206,324.83	-239,325,195.91	251,701,522.14	634,828,731.85	-29,999,014.02	604,829,717.83
SECRETARY OF STATE SPEC SERV	95,292,489.85	113,811,913.48	-69,592.00	69,591,400.84	139,443,410.49	-395,194.61	139,048,215.88
NUCLEAR CIVIL PROTECTION PLAN	29,045.94	2,941,383.49	0.00	2,892,840.95	77,588.48	-74,516.48	3,072.00
WARRANT ESCHEAT	4,922,270.47	42,641,142.78	-29,470,224.68	16,720,068.91	1,373,117.66	-873,117.66	500,000.00
UNCF SCHOLARSHIP	673,715.34	48,830.86	1,168,444.53	0.00	1,890,990.73	0.00	1,890,990.73
ILLINOIS DREAM	670,163.12	0.00	1,172,944.53	0.00	1,843,107.65	0.00	1,843,107.65
CRIMINAL JUSTICE TRUST	26,468,076.39	68,648,497.90	-360.56	66,860,002.09	28,256,211.64	-320,121.16	27,936,090.48
ROADSIDE MONARCH HABITAT FUND	9,376.00	16,474.00	0.00	0.00	25,850.00	0.00	25,850.00
OUTDOOR RX PROGRAM	0.00	0.00	0.00	0.00	0.00	0.00	0.00
FEDERAL AID DISASTER	1,746,158.47	685,427,416.37	6,771.26	674,527,737.14	12,652,608.96	-12,574,965.64	77,643.32
ILLINOIS GRADUATE AND RETAIN OUR WORKFORCE (IGROW) TECH	0.00	0.00	0.00	0.00	0.00	0.00	0.00
ANTITRUST ENFORCEMENT	0.00	0.00	0.00	0.00	0.00	0.00	0.00
PAID LEAVE FOR ALL WORKERS	0.00	5,000.00	0.00	0.00	5,000.00	0.00	5,000.00
OLD AGE SURVIVORS INSURANCE	2,533,334.49	75,185,190.85	0.00	75,137,435.60	2,581,089.74	-83,337.34	2,497,752.40
SUPPORT OUR TROOPS	11,475.00	42,350.00	0.00	42,125.00	11,700.00	0.00	11,700.00
FEDERAL CIVIL PREPARED ADMIN	37,422.54	1,360,081.81	0.00	664,877.00	732,627.35	-553,245.58	179,381.77
SCHOOL FACILITY OCCUPATION TAX	50,925,770.88	246,765,638.70	0.00	238,771,392.72	58,920,016.86	0.00	58,920,016.86
DOMESTIC VIOLENCE	195,163.76	373,866.00	0.00	497,956.98	71,072.78	0.00	71,072.78
STATE MILITARY JUSTICE FUND	80,000.00	0.00	0.00	0.00	80,000.00	0.00	80,000.00
VETERANS' AFFAIRS STATE PROJECTS FUND	2,117.36	0.00	0.00	0.00	2,117.36	0.00	2,117.36
EARLY INTERVENTION SERVICES REVOLVING	39,744,026.01	208,012,379.66	0.00	225,763,017.63	21,993,388.04	-1,027,728.07	20,965,659.97
WILDLIFE PRAIRIE PARK	8,185.20	17,169.48	0.00	16,565.99	8,788.69	0.00	8,788.69
STATE SMALL BUSINESS CREDIT INITIATIVE	87,695,006.61	142,526,244.55	-645,739.00	63,887,655.94	165,687,856.22	-15,464.85	165,672,391.37
WATER RESOURCES	0.00	0.00	0.00	0.00	0.00	0.00	0.00
MASTER MASON	9,268.00	29,088.50	0.00	29,708.25	8,648.25	0.00	8,648.25
DEPARTMENT OF HUMAN SERVICES COMMUNITY	142,469,996.54	15,222,679.23	48,148,006.33	54,432,831.68	151,407,850.42	-232,643.51	151,175,206.91
IL FIRE FIGHTERS' MEMORIAL	8,488,693.47	440,094.00	0.00	191,852.85	8,736,934.62	0.00	8,736,934.62
LOCAL FOOD INFRASTRUCTURE GRANT	0.00	0.00	0.00	0.00	0.00	0.00	0.00
AFTER-SCHOOL RESCUE	50,364.91	0.00	0.00	0.00	50,364.91	0.00	50,364.91
IL STATE CRIME STOPPERS ASSOCIATION	7,749.79	0.00	0.00	0.00	7,749.79	0.00	7,749.79
STATE ASSET FORFEITURE	1,537,523.79	726,365.91	-1,445.00	1,795,238.19	467,206.51	-48,181.62	419,024.89
LOCAL GOVERNMENT DISTRIBUTIVE	215,036,716.84	2,297,057,699.85	306,288,220.58	2,583,755,014.17	234,627,623.10	-1,105,759.55	233,521,863.55
COUNTY GROCERY TAX TRUST	0.00	0.00	0.00	0.00	0.00	0.00	0.00
POLICE TRAINING BOARD SERVICES	20,408.42	1,350.00	0.00	0.00	21,758.42	0.00	21,758.42
MUNICIPAL GROCERY TAX TRUST	0.00	0.00	0.00	0.00	0.00	0.00	0.00
EXPERIMENTAL AIRCRAFT ASSOCIATION FUND	0.00	0.00	0.00	0.00	0.00	0.00	0.00
FEDERAL ASSET FORFEITURE	1,149,074.92	1,447,420.48	-1,195.00	509,770.00	2,085,530.40	0.00	2,085,530.40
CHILD ABUSE COUNCIL OF THE QUAD CITIES FUND	0.00	0.00	0.00	0.00	0.00	0.00	0.00
THE MONEY FOLLOWS THE PERSON BUDGET TRANSFER	5,256,317.94	1,160,939.36	0.00	822,056.02	5,595,201.28	0.00	5,595,201.28
DEPT OF CORRECTIONS REIMBURSEM	51,018,119.72	32,182,770.62	-290,980.75	9,635,086.02	73,274,823.57	-2,456,481.37	70,818,342.20
HEALTH FACILITY PLAN REVIEW	1,302,179.21	1,282,791.79	-3,191.00	1,732,908.14	848,871.86	0.00	848,871.86

Fund	Prev Year Cash Bal	FY25 Receipts	FY25 Transfers	FY25 Disbursements	Ending Cash Balance	Warrants Outstanding	Available Balance
ILLINOIS AMERICA 250 COMMISSION TRUST	0.00	10,296.37	0.00	0.00	10,296.37	0.00	10,296.37
SEX OFFENDER MANAGEMENT BOARD	364,326.20	38,161.20	0.00	13,497.09	388,990.31	0.00	388,990.31
DOMESTIC VIOLENCE ABUSER SERVI	242,473.59	17,810.95	0.00	0.00	260,284.54	0.00	260,284.54
IL STATE BOARD OF INVESTMENTS	673,834.99	4,571,600.00	-171,600.00	4,404,881.34	668,953.65	-21,039.48	647,914.17
ILLINOIS SMALL BUSINESS FUND	0.00	0.00	0.00	0.00	0.00	0.00	0.00
ENERGY EFFICIENCY PORTFOLIO STANDARDS	0.00	0.00	0.00	0.00	0.00	0.00	0.00
IL DEPT OF CORRECTIONS PAROLE DIVISION OFFENDER S	31,338.58	366.43	0.00	0.00	31,705.01	0.00	31,705.01
ATTORNEY GENERAL TOBACCO	1,210,497.48	5,000,000.00	0.00	2,472,562.00	3,737,935.48	0.00	3,737,935.48
IL WORKERS' COMP COMM OPERATNS	2,802,584.56	29,524,565.16	-13,569.36	28,498,279.45	3,815,300.91	-25,147.72	3,790,153.19
OFFENDER REGISTRATION FUND	305,888.65	152,921.23	0.00	320,803.89	138,005.99	0.00	138,005.99
LEADS MAINTENANCE	939,897.10	172,966.99	-573.00	200,554.87	911,736.22	0.00	911,736.22
IL HISTORIC SITES	1,675,606.03	2,126,737.06	-12,000.00	1,396,968.96	2,393,374.13	-14,689.75	2,378,684.38
DEATH PENALTY ABOLITION	3,277,318.09	0.00	0.00	1,472,886.84	1,804,431.25	0.00	1,804,431.25
ELECTRONIC BENEFITS TRANSFERS	25,000,000.00	277,250,601.00	0.00	302,250,601.00	0.00	0.00	0.00
INFRASTRUCTURE DEVELOPMENT FUND	0.00	0.00	0.00	0.00	0.00	0.00	0.00
AG COURT ORDER & VOL COMPLY	11,021,193.05	24,853,911.89	-22,470.00	32,903,014.22	2,949,620.72	-62,710.78	2,886,909.94
COMPTROLLER'S ADMINISTRATIVE	1,449,056.48	638,686.82	0.00	772,357.09	1,315,386.21	-14,314.06	1,301,072.15
DOIT SPECIAL PROJECTS	5,155,768.39	2,257,434.84	-1,982.00	7,023,691.96	387,529.27	0.00	387,529.27
PUBLIC PENSION REGULATION	8,785,701.48	475,017.12	-2,403,519.00	556,317.87	6,300,881.73	-70.00	6,300,811.73
CONSERVATION POLICE OPERATIONS ASSISTANCE	3,025,936.71	1,101,379.06	0.00	1,504,683.54	2,622,632.23	0.00	2,622,632.23
DRYCLEANER ENVIRON RESPONSE TR	1,487,103.15	1,202,314.66	-1,855.00	1,511,108.36	1,176,454.45	-7,456.51	1,168,997.94
IL CHARITY BUREAU	603,653.24	2,353,398.60	-2,025.00	1,996,336.77	958,690.07	-215.00	958,475.07
SUPPLEMENTAL LOW INCOME ENERGY	19,299,102.39	110,108,535.80	-158,173.00	116,589,334.57	12,660,130.62	-2,864.74	12,657,265.88
ANTI-POLLUTION	54,129,706.60	14,979,664.00	0.00	55,621,002.46	13,488,368.14	0.00	13,488,368.14
WORKFORCE, TECHNOLOGY, AND ECO	119,830,321.06	40,055,000.00	0.00	11,977,653.42	147,907,667.64	-92,169.55	147,815,498.09
TRANSPORTATION BOND, SERIES A FUND	392,929,355.85	206,340,008.00	0.00	494,022,192.24	105,247,171.61	-4,524,161.76	100,723,009.85
TRANSPORTATION BOND, SERIES B FUND	46,240,050.40	77,377,503.00	3,358,544.33	42,138,649.07	84,837,448.66	0.00	84,837,448.66
GOOD SAMARITAN ENERGY TRUST	14,546.97	0.00	0.00	0.00	14,546.97	0.00	14,546.97
IL PREPAID TUITION TRUST	3,194,176.26	96,467,894.74	-56,071.00	94,545,745.57	5,060,254.43	-2,906,446.83	2,153,807.60
FLOOD PREVENTION OCCUPATION TAX	4,234,600.90	19,601,854.35	0.00	18,867,075.43	4,969,379.82	0.00	4,969,379.82
DOWNSTATE TRANSIT IMPROVEMENT	257,822,939.05	0.00	60,000,000.00	5,529,313.65	312,293,625.40	0.00	312,293,625.40
SBE FEDERAL AGENCY SERVICES	36,495.02	7,361,867.22	26,850.00	7,346,655.38	78,556.86	0.00	78,556.86
SBE FEDERAL DEPT OF EDUCATION	4,886,398.88	3,668,028,488.16	-21,151,082.08	2,820,658,912.27	831,104,892.69	-2,801,959.82	828,302,932.87
PAWNBROKER REGULATION	90,064.44	387,320.00	-62,048.82	107,581.55	307,754.07	0.00	307,754.07
RENEWABLE ENERGY RESOURCES TR	7,836,958.35	5,645,365.30	-1,997.00	6,000,000.00	7,480,326.65	0.00	7,480,326.65
DCFS FEDERAL PROJECTS	579,783.88	9,846,375.79	0.00	9,784,397.54	641,762.13	-27,104.19	614,657.94
CHARTER SCHOOLS REVOLVING LOAN	26,832.78	0.00	0.00	0.00	26,832.78	0.00	26,832.78
SCHOOL INFRASTRUCTURE	72,272,807.65	32,473,700.28	2,035,837.82	53,958,567.53	52,823,778.22	-150,000.00	52,673,778.22
SCHOOL TECHNOLOGY REVOLV LN	3,794,762.51	400,726.55	0.00	220,950.00	3,974,539.06	0.00	3,974,539.06
IL & MICHIGAN CANAL	13,596.72	5,250.00	0.00	0.00	18,846.72	0.00	18,846.72
ENERGY EFFICIENCY TRUST	20,439,327.81	2,254,844.00	-2,000,955.00	91,189.60	20,602,027.21	-164,968.20	20,437,059.01
FIRE TRUCK REVOLVING LOAN	21,012.06	2,092,957.97	0.00	2,033,679.83	80,290.20	0.00	80,290.20
OFF HIGHWAY VEHICLE TRAILS	1,504,238.10	493,606.39	-1,431.00	42,646.01	1,953,767.48	0.00	1,953,767.48
JUVENILE REHAB SERV MEDICAID	3.72	0.00	0.00	0.00	3.72	0.00	3.72
PESTICIDE CONTROL	6,988,301.54	8,406,462.42	-74,461.00	6,556,260.75	8,764,042.21	-140,047.17	8,623,995.04
COMMUNITY COLLEGE HEALTH INSUR	1,208,298.58	38,544,877.69	-3,092.00	37,786,547.89	1,963,536.38	-79,242.38	1,884,294.00
MPEA RESERVE FUND	895.89	0.00	0.00	0.00	895.89	0.00	895.89
SAVINGS BANK REGULATORY FUND	2,506,398.85	770,229.59	-209,131.74	140,411.28	2,927,085.42	0.00	2,927,085.42
FIRE PREVENTION DIVISION	61,915.00	703,617.00	0.00	764,652.00	880.00	0.00	880.00
DCFS SPECIAL PURPOSE TRUST	8,687,853.61	22,932,796.57	0.00	8,784,151.03	22,836,499.15	0.00	22,836,499.15
TAX SUSPENSE TRUST	6,321,779.53	336,518.94	0.00	349,493.74	6,308,804.73	0.00	6,308,804.73
IL PAN HELLENIC TRUST	168,879.80	72,125.00	0.00	77,124.00	163,880.80	-15,802.00	148,078.80

Fund	Prev Year Cash Bal	FY25 Receipts	FY25 Transfers	FY25 Disbursements	Ending Cash Balance	Warrants Outstanding	Available Balance
PARK DISTRICT YOUTH PROGRAM	6,925.00	25,000.00	0.00	24,850.00	7,075.00	0.00	7,075.00
HOSPICE FUND	1,519.00	2,683.00	0.00	3,314.00	888.00	0.00	888.00
SEPTEMBER 11TH	79,995.49	104,475.00	0.00	5,523.82	178,946.67	0.00	178,946.67
TRANS SAFETY HIGHWAY HIRE-BACK	212,350.63	171,148.12	0.00	160,000.00	223,498.75	0.00	223,498.75
STAR BOND REVENUE	600,000.00	2,487,910.67	0.00	2,487,910.67	600,000.00	0.00	600,000.00
STAR BOND SCHOOL IMPROVEMENT AND OPERATIONS	0.00	0.00	0.00	0.00	0.00	0.00	0.00
DHS FEDERAL PROJECTS	5,377,204.42	23,910,171.00	456.10	22,957,164.77	6,330,666.75	-461,248.53	5,869,418.22
INCOME TAX BOND FUND	0.00	0.00	0.00	0.00	0.00	0.00	0.00
IL ROUTE 66 HERITAGE PROJECT	67,600.00	222,650.00	0.00	219,225.00	71,025.00	0.00	71,025.00
SUPREME COURT INDIRECT COST	0.00	0.00	0.00	0.00	0.00	0.00	0.00
ILLIANA EXPRESSWAY PROCEEDS	0.00	0.00	0.00	0.00	0.00	0.00	0.00
FOREIGN LANGUAGE INTERPRETER	464,301.11	33,598.75	0.00	35,250.75	462,649.11	0.00	462,649.11
POLICE MEMORIAL COMMITTEE	64,877.33	588,266.74	50.00	462,737.24	190,456.83	0.00	190,456.83
MAMMOGRAM	195,476.00	92,683.00	0.00	0.00	288,159.00	0.00	288,159.00
ATTORNEY GENERAL WHISTLEBLOWER	4,666,766.57	2,833,621.84	-938.00	670,918.95	6,828,531.46	-46,580.00	6,781,951.46
PROSTATE CANCER AWARENESS FUND	0.00	0.00	0.00	0.00	0.00	0.00	0.00
STATE COOPERATIVE EXTEN SERV	1,167,294.08	13,730,556.70	-110,193.00	13,667,794.28	1,119,863.50	-82,398.42	1,037,465.08
PORT DEVELOPMENT REVOLVNG LOAN	204,153.96	0.00	0.00	0.00	204,153.96	0.00	204,153.96
OFFICE OF STATEWIDE PRETRIAL STATE PROJECTS	0.00	0.00	0.00	0.00	0.00	0.00	0.00
TEMPORARY RELOCATION EXPENSES	494,041.06	0.00	0.00	0.00	494,041.06	0.00	494,041.06
SPECIAL PROJECTS DIVISION	3,297,382.07	1,849,648.00	0.00	703,360.32	4,443,669.75	-874.80	4,442,794.95
PARTNERS FOR CONSERVATION	7,732,888.54	59,339.03	14,245,124.37	15,276,488.43	6,760,863.51	-81,173.86	6,679,689.65
PARTNERS FOR CONSERVATION PROJECTS	1,308,749.88	0.00	0.00	100,730.40	1,208,019.48	0.00	1,208,019.48
PEDIATRIC CANCER AWARENESS FUND	160.00	0.00	0.00	0.00	160.00	0.00	160.00
FUND FOR ILLINOIS' FUTURE	348,847,802.89	74,663.38	351,925,748.57	150,328,526.31	550,519,688.53	-3,069,249.69	547,450,438.84
STATEWIDE 9-1-1 FUND	89,471,917.28	218,653,353.75	0.00	231,225,289.75	76,899,981.28	-17,554,114.00	59,345,867.28
OFFICE OF STATEWIDE PRETRIAL SERVICES FEDERAL PROJECTS	0.00	0.00	0.00	0.00	0.00	0.00	0.00
DEBT SETTLEMENT CONSUMER PROTECTION	434,658.77	19,247.10	0.00	0.00	453,905.87	0.00	453,905.87
CDB CONTRIBUTORY TRUST	135,443,609.89	61,464,168.95	0.00	35,350,517.68	161,557,261.16	0.00	161,557,261.16
SERVICES FOR OLDER AMERICANS	894,781.65	90,852,322.04	0.00	90,918,715.20	828,388.49	-232,804.71	595,583.78
QUINCY VETERAN HOME	36,725,975.49	22,568,193.67	-25,455.00	14,459,172.97	44,809,541.19	-8,913.74	44,800,627.45
HORSEMEN'S COUNCIL OF ILLINOIS FUND	0.00	0.00	0.00	0.00	0.00	0.00	0.00
INTERNATIONAL TOURISM	9,869,391.53	7,041,355.81	-251,889.59	4,025,125.73	12,633,732.02	0.00	12,633,732.02
MOTOR VEHICLE LICENSE PLATE	12,001,125.98	14,495,061.78	-23,282.00	18,974,442.78	7,498,462.98	-155,108.24	7,343,354.74
SPECIAL OLYMPICS ILLINOIS	2,915.00	13,185.00	0.00	12,785.00	3,315.00	0.00	3,315.00
CHICAGO TRAVEL INDUSTRY PROMOTION	12,817,021.29	14,082,711.65	-9,146.00	18,032,756.00	8,857,830.94	0.00	8,857,830.94
OFFICE OF STATEWIDE PRETRIAL SERVICES INDIRECT COST	0.00	0.00	0.00	0.00	0.00	0.00	0.00
PROSTATE CANCER RESEARCH	25,566.05	0.00	0.00	0.00	25,566.05	0.00	25,566.05
PUBLIC TRANSPORTATION	110,402,955.77	282,999,512.17	379,869,962.66	641,018,474.41	132,253,956.19	0.00	132,253,956.19
ESSENTIAL GOVERNMENT SERVICES SUPPORT	0.00	0.00	0.00	0.00	0.00	0.00	0.00
REAL ESTATE RECOVERY	3,147,541.25	18,600.00	-2,166,391.25	0.00	999,750.00	0.00	999,750.00
ILLINOIS RACING QUARTER HORSE BREEDERS	149,970.18	11,587.85	0.00	0.00	161,558.03	0.00	161,558.03
HORSE RACING	7,806,602.95	7,188,093.63	-5,443,385.00	4,077,118.30	5,474,193.28	-1,140.25	5,473,053.03
TIER 2 SSWB RESERVE	0.00	0.00	0.00	0.00	0.00	0.00	0.00
STATE TREASURER'S CAPITAL	138,879.65	10,610.08	500,000.00	242,180.63	407,309.10	-83,450.00	323,859.10
DEATH CERTIFICATE SURCHARGE	1,594,096.24	1,769,817.75	126.00	1,302,812.12	2,061,227.87	-70,184.00	1,991,043.87
COMMERCE & COMM AFFAIRS ASST	3,106,513.01	13,088,892.93	-2,415,930.02	10,799,697.87	2,979,778.05	-23,723.07	2,956,054.98
STATE POLICE WIRELESS SERVICE	0.00	0.00	0.00	0.00	0.00	0.00	0.00
IL ADOPT REGISTRY & MED INFO	102,504.02	6,345.00	0.00	0.00	108,849.02	0.00	108,849.02
CHICAGO POLICE MEMORIAL FOUNDATION	27,578.33	459,911.74	44.00	331,859.24	155,674.83	0.00	155,674.83
FUND FOR THE ADVANCEMENT OF EDUCATION	214,713,337.39	1,088,478,735.43	-57,565.00	1,140,319,422.00	162,815,085.82	-25,591.00	162,789,494.82
DHS STATE PROJECTS	28,854,090.51	21,130,822.75	-813,211.45	41,984,230.80	7,187,471.01	-550,200.00	6,637,271.01

Fund	Prev Year Cash Bal	FY25 Receipts	FY25 Transfers	FY25 Disbursements	Ending Cash Balance	Warrants Outstanding	Available Balance
COMMITMENT TO HUMAN SERVICES	157,229,175.71	1,085,951,142.37	-259,050.00	994,820,801.68	248,100,466.40	-187,794.94	247,912,671.46
LAW ENFORCEMENT RECRUITMENT AND RETENTION FUND	6,962,115.18	23,279.31	-10,249.00	4,083,577.62	2,891,567.87	-2,856,986.07	34,581.80
ALCOHOLISM & SUBSTANCE ABUSE	352,362.35	36,094,941.51	13,364.00	35,752,707.63	707,960.23	-331,396.00	376,564.23
DOWNSTATE PUBL TRANSPORTATION	123,612,282.71	239,462,282.10	14,959,770.00	278,017,278.12	100,017,056.69	-916,095.61	99,100,961.08
MOTOR CARRIER SAFETY INSPECTIO	1,869,084.42	2,471,938.65	-32,692.00	1,762,095.74	2,546,235.33	0.00	2,546,235.33
WATERSHED PARK	4,353.74	0.00	0.00	0.00	4,353.74	0.00	4,353.74
COAL DEVELOPMENT	0.00	0.00	0.00	0.00	0.00	0.00	0.00
HEALTHY SMILES	276,819.08	364,858.00	46.00	404,079.13	237,643.95	0.00	237,643.95
ILLINOIS POLICE ASSOCIATION	36,894.00	123,982.00	0.00	120,000.00	40,876.00	0.00	40,876.00
HORSE RACING PURSE EQUITY	0.00	0.00	3,200,000.00	3,200,000.00	0.00	0.00	0.00
IL ARTS COUNCIL FEDERAL GRANT	41,127.36	1,154,273.50	0.00	1,147,180.11	48,220.75	-10,860.00	37,360.75
STATE OFF-SET CLAIMS	44,186,521.25	112,573,273.81	0.00	140,506,892.51	16,252,902.55	-5,650,237.64	10,602,664.91
HISTORIC PROPERTY ADMINISTRATIVE FUND	2,496,784.07	583,209.04	-52,091.00	510,726.62	2,517,175.49	-40,179.97	2,476,995.52
ACADEMIC QUALITY ASSURANCE FUND-BD OF HIGHER ED	1,021,576.57	198,200.00	0.00	9,718.04	1,210,058.53	0.00	1,210,058.53
OCTAVE CHANUTE AEROSPACE HERITAGE	42,430.00	38,761.00	0.00	35,000.00	46,191.00	0.00	46,191.00
STUDENT LOAN OPERATION	66,592,995.78	26,045,638.70	-435,464.19	18,086,678.46	74,116,491.83	-279,455.07	73,837,036.76
PRESCRIPTION PILL AND DRUG DISPOSAL	723,721.72	93,468.91	0.00	0.00	817,190.63	0.00	817,190.63
DISASTER RESPONSE AND RECOVERY	20,568,148.95	6,547,161.64	16,274,757.11	31,373,082.02	12,016,985.68	0.00	12,016,985.68
COLLEGE SAVINGS POOL ADMINISTR	2,678,601.56	2,912,990.41	-100,134.40	2,969,095.50	2,522,362.07	-3,236.65	2,519,125.42
AIRPORT LAND LOAN REVOLVING	107,850.52	4,776.19	0.00	0.00	112,626.71	0.00	112,626.71
FEDERAL TITLE IV FIRE PROT	192,286.64	880,522.64	0.00	383,921.37	688,887.91	0.00	688,887.91
RENTAL PURCHASE AGREEMENT TAX REFUND FUND	0.00	0.00	0.00	0.00	0.00	0.00	0.00
CONSUMER INTERVENOR COMPENSATION FUND	4,113,219.05	2,015,000.00	-120,000.00	114,767.10	5,893,451.95	0.00	5,893,451.95
DEPT OF INSURANCE FED TRUST	745.85	0.00	0.00	0.00	745.85	0.00	745.85
IL STDNT ASST COMM CONTR & GRT	1,194,473.27	5,225,474.02	-950.00	1,131,879.96	5,287,117.33	-196,250.00	5,090,867.33
ILLINOIS HEALTH BENEFITS EXCHANGE FUND	9,398,029.59	8,403,741.41	15,500,000.00	9,029,711.89	24,272,059.11	-4,030,024.00	20,242,035.11
RATE ADJUSTMENT	9,753,140.66	14,899,523.66	-77,906.72	14,469,685.04	10,105,072.56	-246,544.59	9,858,527.97
BUDGET STABILIZATION	2,101,023,420.70	185,990,762.56	70,098,917.20	0.00	2,357,113,100.46	0.00	2,357,113,100.46
COURT OF CLAIMS FEDERAL GRANT	248,105.07	4,205,917.08	0.00	3,847,602.00	606,420.15	-583,553.45	22,866.70
IEMA STATE PROJECTS	37,337,581.33	9,500,000.00	0.00	5,883,173.57	40,954,407.76	-65,133.63	40,889,274.13
AGRICULTURE PESTICIDE CONTROL	1,683,985.70	1,252,345.44	0.00	1,061,518.78	1,874,812.36	0.00	1,874,812.36
DHS PRIVATE RESOURCE	1,891,878.55	7,796.98	0.00	94,113.92	1,805,561.61	0.00	1,805,561.61
LEUKEMIA TREATMENT & EDUCATION	0.00	0.00	0.00	0.00	0.00	0.00	0.00
ICCB ADULT EDUCATION	263,258.72	24,493,151.33	0.00	24,574,919.99	181,490.06	-60,794.38	120,695.68
CAPITAL PROJECTS	891,068,058.67	1,662,023,123.50	-1,343,870,101.30	0.00	1,209,221,080.87	0.00	1,209,221,080.87
TRANSPORTATION BOND SERIES D	45,514,758.81	22,994.78	29,251.93	16,929,449.84	28,637,555.68	0.00	28,637,555.68
ROADSIDE MEMORIAL	193,604.32	171,976.44	-193,604.32	0.00	171,976.44	0.00	171,976.44
LONG TERM CARE OMBUDSMAN	3,193,093.22	74,026.10	3,999,365.00	4,016,647.17	3,249,837.15	-25,797.49	3,224,039.66
USDA WOMEN, INFANTS & CHILDREN	10,898,962.49	284,847,980.93	32.00	282,481,649.99	13,265,325.43	-2,997,186.99	10,268,138.44
FEDERAL STUDENT INCENTIVE TR	339,642.88	1,133,425.12	0.00	1,412,778.03	60,289.97	-59,481.56	808.41
ASSISTED LIVING & SHARED HOUSING REGULATORY	1,494,882.69	1,982,578.96	-6,743.00	2,968,363.21	502,355.44	-503.31	501,852.13
STATE WHISTLEBLOWER REWARD	165,786.35	9,483,796.22	-3,923,994.59	5,506,821.35	218,766.63	-20,295.00	198,471.63
STATE POLICE WHISTLEBLOWER REW	5,319,955.06	69,739.12	-313,819.27	3,513,953.35	1,561,921.56	-2,681.72	1,559,239.84
HUNGER RELIEF	538,532.49	20,954.99	169,612.59	156,453.30	572,646.77	0.00	572,646.77
IL STANDARDBREED BREEDERS	4,880,792.80	171,631.63	1,667,074.10	3,930,585.21	2,788,913.32	-2,000.00	2,786,913.32
IL THOROUGHBRED BREEDERS	3,919,884.79	170,146.44	2,386,619.01	2,849,781.81	3,626,868.43	-3,362.07	3,623,506.36
HOMELAND SECURITY EMERGENCY PREPAREDNESS TRU	2,764,145.60	102,845,823.86	525,645.39	103,852,421.11	2,283,193.74	-1,415,718.94	867,474.80
STATE LOTTERY	321,034,747.83	1,629,149,925.45	-788,521,802.58	1,145,432,013.99	16,230,856.71	-1,145,412.28	15,085,444.43
SPINAL CORD INJURY PARALYSIS CURE RESEARCH TRUST	693,559.30	69,677.58	0.00	0.00	763,236.88	0.00	763,236.88
ORGAN DONOR AWARENESS	29,505.00	93,961.00	0.00	96,778.00	26,688.00	0.00	26,688.00
STATE METRO-EAST PARK AND RECREATION DISTRICT FU	1,723,522.17	7,551,371.98	0.00	7,279,257.15	1,995,637.00	0.00	1,995,637.00
COMMUNITY MENTAL HEALTH MEDICA	8,214,434.31	39,593,954.86	-6,972.00	35,792,095.19	12,009,321.98	-28,000.76	11,981,321.22

Fund	Prev Year Cash Bal	FY25 Receipts	FY25 Transfers	FY25 Disbursements	Ending Cash Balance	Warrants Outstanding	Available Balance
MUNICIPAL TELECOMMUNICATIONS	21,084,480.94	109,443,886.23	0.00	110,542,753.07	19,985,614.10	-37,573.53	19,948,040.57
MEDICAL INTERAGENCY PROGRAM	2,756.02	3,879,007.14	0.00	3,876,280.81	5,482.35	0.00	5,482.35
NATIONAL GUARD AND NAVAL MILITIA GRANT	0.00	0.00	0.00	0.00	0.00	0.00	0.00
COMPTROLLER DEBT RECOVERY TRUST	22,330,144.84	23,704,671.31	553,684.13	23,597,631.54	22,990,868.74	-97,393.33	22,893,475.41
STATE POLICE FIREARM ENFORCEMENT	2,315,911.30	917,547.50	0.00	960,784.78	2,272,674.02	-409,057.46	1,863,616.56
DEPT OF LABOR FEDERAL PROJECTS	65,701.51	1,174,910.57	13,675.66	1,237,340.81	16,946.93	0.00	16,946.93
IL MILITARY FAMILY RELIEF	922,455.56	1,536,900.00	-2,963.00	910,000.00	1,546,392.56	-161,500.00	1,384,892.56
FEDERAL INDUSTRIAL SERVICES	134,144.94	2,989,070.00	90,426.32	3,125,022.22	88,619.04	0.00	88,619.04
SERVE ILLINOIS COMMISSION FUND	340,509.83	10,520,575.78	-950.00	10,353,279.56	506,856.05	-2,136.25	504,719.80
DRUG REBATE FUND	176,259,752.51	1,302,833,079.58	745,202,224.34	1,897,021,542.88	327,273,513.55	-1,649,043.98	325,624,469.57
STATEWIDE 9-8-8 TRUST FUND	0.00	0.00	0.00	0.00	0.00	0.00	0.00
ILLINOIS NATIONAL GUARD STATE ACTIVE DUTY	7,681,922.68	19,559.15	0.00	1,489,204.59	6,212,277.24	-6,537.70	6,205,739.54
IL CLEAN WATER FUND	9,468,283.38	17,020,793.13	-64,528.00	18,291,753.24	8,132,795.27	-23,845.27	8,108,950.00
SECRETARY OF STATE DUI ADMINIS	6,231,633.83	2,740,188.00	-13,057.00	3,812,826.37	5,145,938.46	-550.00	5,145,388.46
TOBACCO SETTLEMENT RECOVERY	255,241,521.11	581,685,723.89	18,289.63	803,460,443.00	33,485,091.63	-314,096.46	33,170,995.17
ILLINOIS OPIOID REMEDIATION STATE TRUST FUND	186,034,343.67	56,029,580.98	0.00	28,477,214.36	213,586,710.29	0.00	213,586,710.29
BHE STATE PROJECTS	368,759.52	135,075,217.07	750,000.00	96,933,498.49	39,260,478.10	0.00	39,260,478.10
ENERGY ADMINISTRATION	412,136.26	32,502,121.02	-2,040,653.16	27,968,798.76	2,904,805.36	-4,014.89	2,900,790.47
ALTERNATIVE COMPLIANCE MARKET	108,388.04	4,799.91	0.00	0.00	113,187.95	0.00	113,187.95
GROUP WORKERS' COMP POOL INSOL	334,715.91	940,197.59	0.00	0.00	1,274,913.50	0.00	1,274,913.50
MEDICAID BUY IN PROGRAM REVOLV	739,699.26	846,857.33	0.00	732,356.39	854,200.20	0.00	854,200.20
STATE POLICE TRAINING AND ACADEMY	9,403,649.61	2,957,801.05	0.00	5,923,289.28	6,438,161.38	-225,232.72	6,212,928.66
LAW ENFORCEMENT TRAINING	77,915,056.97	26,637,730.61	12,943,161.01	25,641,651.13	91,854,297.46	-374,593.44	91,479,704.02
IL ANIMAL ABUSE	7,765.80	0.00	0.00	0.00	7,765.80	0.00	7,765.80
STATE'S ATTY APPEL PROSEC CO	2,312,289.55	1,932,166.60	-20,621.00	2,229,859.07	1,993,976.08	-6,144.29	1,987,831.79
POLICE TRAINING ACADEMY JOB TRAINING AND SCHOLARSHIP FUND	0.00	0.00	0.00	0.00	0.00	0.00	0.00
PRIVATE BUSINESS & VOCATIONAL SCHOOLS QUALITY AS	1,074,802.87	402,071.00	0.00	110,447.85	1,366,426.02	-916.50	1,365,509.52
THRIVING YOUTH INCOME TAX CHECKOFF FUND	65,211.72	0.00	0.00	0.00	65,211.72	0.00	65,211.72
GOLDEN APPLE SCHOLARS OF ILLINOIS	42,640.00	43,299.00	0.00	0.00	85,939.00	0.00	85,939.00
STATE EMPLOYEES DEF COMP PLAN	2,702,272.93	346,379,738.14	-21,550.00	346,505,167.38	2,555,293.69	-90,387.13	2,464,906.56
CHILD SUPPORT ADMINISTRATIVE	49,384,022.49	192,648,417.20	-597,369.00	194,755,773.32	46,679,297.37	-1,165,827.35	45,513,470.02
SECRETARY OF STATE POLICE DUI	19,739.10	5,160.88	0.00	0.00	24,899.98	0.00	24,899.98
SECRETARY OF STATE POLICE SERV	702,596.23	499,430.71	44.00	643,951.62	558,119.32	-725.25	557,394.07
MARINE CORPS SCHOLARSHIP	39,465.00	140,242.00	0.00	107,202.00	72,505.00	0.00	72,505.00
LOCAL INITIATIVE	10,150,740.93	44,873.80	18,569,059.47	18,901,631.84	9,863,042.36	-130,087.94	9,732,954.42
TOURISM PROMOTION	106,154,432.15	56,358,972.01	-2,177,545.61	82,861,458.47	77,474,400.08	-548,769.76	76,925,630.32
PET POPULATION CONTROL	46,955.38	165,525.00	0.00	191,521.03	20,959.35	0.00	20,959.35
FEDERAL SURFACE MINING CONTROL	1,756,800.80	3,902,138.98	0.00	3,332,391.50	2,326,548.28	-3,528.44	2,323,019.84
BHE DATA AND RESEARCH COST RECOVERY FUND	0.00	0.00	0.00	0.00	0.00	0.00	0.00
COMMEMORATIVE MEDALLIONS FUND	9,572.20	2,795.00	0.00	0.00	12,367.20	0.00	12,367.20
IL MATH & SCIENCE ACAD INCOME	3,474,177.72	463,582.47	-10,482.00	970,017.61	2,957,260.58	-10,481.13	2,946,779.45
DIGITAL DIVIDE ELIMINATION	131,382.11	1,819.88	-300.00	77,950.22	54,951.77	0.00	54,951.77
CAREER AND TECHNICAL EDUCATION	399,172.99	143,436.90	20,877,067.47	18,285,497.82	3,134,179.54	-29.50	3,134,150.04
ISAC LOAN PURCH PROG PAYROLL	4,711.12	429,250.80	0.00	428,935.75	5,026.17	0.00	5,026.17
OIL SPILL RESPONSE	214,932.79	104,724.63	0.00	51,781.17	267,876.25	0.00	267,876.25
VETERANS AFFAIRS LIBRARY GRANT	20,540.59	50,000.00	0.00	66,641.98	3,898.61	-1,435.95	2,462.66
PRES LIBR & MUSEUM OPERATING	3,200,413.02	2,268,720.49	-9,700.00	1,512,026.70	3,947,406.81	-38,227.44	3,909,179.37
DEPARTMENT OF HUMAN RIGHTS TRAINING & DEVELOPM	81,968.97	2,225.00	0.00	4,016.62	80,177.35	0.00	80,177.35
STATE PARKING FACILITY MAINT	996,910.17	207,319.00	0.00	353,719.13	850,510.04	0.00	850,510.04
QUARTER HORSE PURSE	40,500.00	100,000.00	0.00	100,000.00	40,500.00	0.00	40,500.00
GENERAL ASSEMBLY RETIRE EXCESS	22,606.55	30,681.38	0.00	27,083.04	26,204.89	0.00	26,204.89
JUDGES RETIRE EXCESS BENEFIT	623,012.78	1,779,305.38	0.00	1,381,612.10	1,020,706.06	0.00	1,020,706.06

Fund	Prev Year Cash Bal	FY25 Receipts	FY25 Transfers	FY25 Disbursements	Ending Cash Balance	Warrants Outstanding	Available Balance
STATE EMPLOYEE EXCESS BENEFIT	518,487.39	114,348.39	0.00	229,724.82	403,110.96	-1,438.56	401,672.40
TEACHER RETIRE SYS EX BENEFIT	33,104,826.41	25,355,200.56	-2,002.00	38,996,410.54	19,461,614.43	-3,299,163.57	16,162,450.86
PRIVATE SEWAGE DISPOSAL PROGRAM	184,464.99	210,725.98	0.00	245,323.19	149,867.78	0.00	149,867.78
OFF-HOURS CHILD CARE PROGRAM FUND	2,090,868.84	92,333.31	0.00	123,439.32	2,059,762.83	0.00	2,059,762.83
CEMETERY OVERSIGHT LICENSING & DISCIPLINARY	7,195,886.34	1,943,342.75	-372,060.89	1,496,567.76	7,270,600.44	-59,344.81	7,211,255.63
HEALTHCARE PROVIDER RELIEF	1,088,506,521.87	15,146,767,235.27	351,937,477.43	15,420,379,856.08	1,166,831,378.49	-16,606,515.72	1,150,224,862.77
METRO-EAST PUB TRANSPORTATION	0.00	0.00	0.00	0.00	0.00	0.00	0.00
BANK & TRUST COMPANY	41,464,436.47	28,013,851.53	-4,523,502.52	19,557,250.69	45,397,534.79	-12,233.38	45,385,301.41
NUC SAFETY EMERG PREPAREDNESS	29,308,662.35	22,289,019.81	6,528.38	20,963,199.85	30,641,010.69	-26,036.44	30,614,974.25
DEPARTMENT OF HUMAN RIGHTS SPECIAL FUND	389,273.23	125,475.00	0.00	53,385.94	461,362.29	-350.00	461,012.29
REHAB SERVS EL & SECOND ED ACT	690,808.74	1,338,283.51	1,440.00	1,327,499.58	703,032.67	-12,995.62	690,037.05
ILLINOIS EMS MEMORIAL SCHOLARSHIP & TRAINING	12,528.00	0.00	0.00	0.00	12,528.00	-12,516.00	12.00
ATTORNEY GENERAL'S STATE PROJECTS AND COURT ORDERED DISTRIBUTION	38,793,072.57	18,788,759.10	-36,873.00	39,207,844.48	18,337,114.19	-77,184.14	18,259,930.05
PERSONAL PROPERTY TAX REPLACE	513,854,452.84	2,183,450,500.61	3,936,836.10	2,338,363,683.28	362,878,106.27	-1,085,635.84	361,792,470.43
INTERNATIONAL BROTHERHOOD OF TEAMSTERS	12,125.00	10,225.00	0.00	8,000.00	14,350.00	0.00	14,350.00
PRE-NEED FUNERAL CONSUMER PROTECTION	285,182.79	102,415.00	0.00	4,970.00	382,627.79	0.00	382,627.79
CORN COMMODITY TRUST FUND	25.66	0.57	0.00	0.00	26.23	0.00	26.23
MEDICAL SPECIAL PURPOSE TRUST	61,118,146.23	558,973.52	0.00	5,576,000.00	56,101,119.75	0.00	56,101,119.75
RTA SALES TAX	278,291,853.91	1,768,058,182.30	205,186,791.56	2,002,605,100.94	248,931,726.83	-3,612,558.53	245,319,168.30
METROPOLITAN PIER & EXPOSITION AUTHORITY INCENTIV	3,485,038.91	0.00	11,541,961.09	15,000,000.00	27,000.00	0.00	27,000.00
MONEY LAUNDERING ASSET RECOVERY	3,131,461.15	268,271.26	0.00	336,951.00	3,062,781.41	-859.28	3,061,922.13
STATE POLICE OPERATIONS ASSISTANCE	26,089,684.46	21,565,806.71	-590,655.74	22,553,574.24	24,511,261.19	-434,662.03	24,076,599.16
VW SETTLEMENT ENVIRONMENTAL MITIGATION FUND	0.00	0.00	0.00	0.00	0.00	0.00	0.00
EPA ENERGY PROJECTS FUND	26,575.31	0.00	0.00	0.00	26,575.31	0.00	26,575.31
DRAM SHOP	20,303,305.94	10,838,757.00	-7,600,200.00	11,447,227.36	12,094,635.58	-22,687.54	12,071,948.04
IL STATE DENTAL DISCIPLINARY	6,744,275.68	4,503,304.85	-361,618.82	1,422,221.29	9,463,740.42	-105.00	9,463,635.42
STATE PENSION OBLIGATION ACCELERATION BOND FUND	238,229,559.28	134,816,991.00	0.00	333,703,481.11	39,343,069.17	0.00	39,343,069.17
AGRICULTURE FEDERAL PROJECTS	4,254,414.87	28,725,464.70	0.00	27,803,873.92	5,176,005.65	-291,737.48	4,884,268.17
HAZARDOUS WASTE	11,540,741.13	5,972,020.38	1,720,964.00	5,832,009.87	13,401,715.64	-3,288.60	13,398,427.04
DEPT ON AGING STATE PROJECTS	223,002.32	0.00	0.00	0.00	223,002.32	0.00	223,002.32
NATURAL RESOURCES RESTORATION	3,024,914.24	61,730.76	-62,000.00	24,589.17	3,000,055.83	-111,176.25	2,888,879.58
CEMETERY RELIEF	1,189,313.33	61,138.30	215,873.89	0.00	1,466,325.52	0.00	1,466,325.52
INDUSTRIAL BIOTECHNOLOGY HUMAN CAPITAL FUND	0.00	0.00	0.00	0.00	0.00	0.00	0.00
STATE FAIR PROMO ACTIVITIES	341.05	0.00	0.00	0.00	341.05	0.00	341.05
IL POWER AGENCY RENEWABLE ENERGY RESOURCES	100,894,577.23	11,571,776.76	0.00	14,547,873.95	97,918,480.04	0.00	97,918,480.04
PUBLIC HEALTH FEDERAL PROJECTS	2,212,661.86	448,017.00	0.00	0.00	2,660,678.86	0.00	2,660,678.86
HIGH-SPEED RAIL ROLLING STOCK FUND	0.00	0.00	0.00	0.00	0.00	0.00	0.00
HAZARDOUS WASTE RESEARCH	439,767.16	336,464.01	0.00	557,358.76	218,872.41	0.00	218,872.41
METRO EAST MASS TRANS DIST TAX	10,742,658.76	48,687,862.31	0.00	46,856,640.59	12,573,880.48	0.00	12,573,880.48
LOCAL GOVERNMENT VIDEO GAMING DISTRIBUTIVE	13,831,896.71	150,128,550.21	0.00	155,843,950.54	8,116,496.38	-1,101,983.18	7,014,513.20
CONTINUING LEGAL EDUC TRUST	2,014.85	2,294.52	0.00	3,457.30	852.07	0.00	852.07
ENVIRONMENTAL PROTECTION TRUST	4,724,983.37	2,218,366.10	-88,287.00	2,480,000.00	4,375,062.47	0.00	4,375,062.47
SETTLEMENT FUND - ILLINOIS CHAMBER OF COMMERCE V	2,481,104.11	0.00	0.00	620,486.00	1,860,618.11	-7,500.00	1,853,118.11
REAL ESTATE RESEARCH & EDUC	1,104,318.54	49,435.24	125,000.00	169,604.59	1,109,149.19	0.00	1,109,149.19
REAL ESTATE LICENSE ADMIN	9,507,761.65	7,726,654.85	-75,981.10	5,040,404.65	12,118,030.75	-225.00	12,117,805.75
FEDERAL MASS TRANSIT TRUST	10,255,699.64	58,436,597.00	-3,124.37	67,925,860.09	763,312.18	-369,998.99	393,313.19
SHARE THE ROAD	9,125.00	31,489.00	0.00	31,606.00	9,008.00	0.00	9,008.00
NATIONAL FLOOD INSURANCE PROG	501,602.67	365,755.10	0.00	298,756.88	568,600.89	0.00	568,600.89
LAND RECLAMATION	3,328,596.57	3,070,034.00	0.00	0.00	6,398,630.57	0.00	6,398,630.57
FEDERAL ENERGY	14,505,663.72	2,384,626.29	-14,937.94	16,772,902.47	102,449.60	0.00	102,449.60
TENN VALLEY AUTH LOCAL TRUST	17,914.07	237,544.21	0.00	247,631.81	7,826.47	-7,826.47	0.00
INDUSTRIAL HEMP REGULATORY FUND	1,491,725.96	105,258.50	0.00	9,814.89	1,587,169.57	0.00	1,587,169.57

Fund	Prev Year Cash Bal	FY25 Receipts	FY25 Transfers	FY25 Disbursements	Ending Cash Balance	Warrants Outstanding	Available Balance
CYCLE RIDER SAFETY TRAINING	13,846,453.29	3,407,237.20	-7,104.00	2,180,069.16	15,066,517.33	-4,150.00	15,062,367.33
DOMESTIC VIOLENCE SHELTER&SERV	253,395.34	236,935.42	0.00	459,360.67	30,970.09	0.00	30,970.09
SNOWMOBILE TRAIL ESTABLISHMENT	600,434.33	109,052.50	-653.00	93,169.82	615,664.01	0.00	615,664.01
FRATERNAL ORDER OF POLICE	4,533.00	14,893.00	0.00	15,216.00	4,210.00	0.00	4,210.00
MUNICIPAL AUTO RENTING TAX	2,543,908.92	9,097,216.84	0.00	9,521,866.00	2,119,259.76	0.00	2,119,259.76
COUNTY AUTOMOBILE RENTING TAX	68,604.19	224,093.78	0.00	235,104.16	57,593.81	0.00	57,593.81
LOW INC HOME ENERGY BLOCK GRNT	605,710.28	217,624,681.85	-2,460,323.29	214,989,099.93	780,968.91	-403.16	780,565.75
COMMUNITY SERVICES BLOCK GRANT	158,473.78	37,791,757.14	-864,494.70	36,769,975.18	315,761.04	-3,639.47	312,121.57
MATERNAL & CHILD HLTH SERV BLK	1,335,759.32	29,841,799.74	61,751.68	27,166,563.63	4,072,747.11	-892,470.62	3,180,276.49
PREVENTIVE HEALTH&HLTH SERV BL	1,683,326.45	3,711,533.19	60,608.30	3,419,840.24	2,035,627.70	-2,224.31	2,033,403.39
COM DEV/SMALL CITY BLK GRANT	3,740,684.79	28,297,360.18	-253,963.16	27,433,478.39	4,350,603.42	-1,043,278.19	3,307,325.23
COMMUNITY MH SERV BLOCK GRNT	1,147,065.11	54,507,718.02	-111,893.00	55,439,219.40	103,670.73	0.00	103,670.73
DRUG TRAFFIC PREVENTION	114,118.69	44,056.10	0.00	120,859.64	37,315.15	0.00	37,315.15
TRAFFIC & CRIM CONVICTION SUR	6,710,822.48	8,237,178.61	-41,173.00	14,183,742.01	723,086.08	-114,333.00	608,753.08
SHEFFIELD 2/1982 AGREED ORDER	2,824,050.73	123,602.10	0.00	59,192.92	2,888,459.91	0.00	2,888,459.91
INTRA-AGENCY SERVICES	2,226,227.43	282,918.87	12,593,318.60	12,042,206.64	3,060,258.26	-1,381.19	3,058,877.07
DNR SPECIAL PROJECTS	41,613,514.24	1,411,412.66	-830,000.00	3,641,484.17	38,553,442.73	-51,361.25	38,502,081.48
WAGE THEFT ENFORCEMENT	571,421.78	69,212.42	0.00	0.00	640,634.20	0.00	640,634.20
STATE POLICE LAW ENFORCEMENT ADMINISTRATION FUN	20,428,732.65	8,659,486.90	1,334,506.67	16,282,590.18	14,140,136.04	-785.27	14,139,350.77
DESIGN PROFESSIONALS ADMINISTRATION & INVESTIGATI	3,047,367.76	1,653,736.71	-537,674.10	1,141,516.67	3,021,913.70	-255.00	3,021,658.70
HOMELESSNESS PREVENTION REVENUE FUND	3,604,085.68	185,550.00	1,167,944.53	3,247,087.00	1,710,493.21	0.00	1,710,493.21
SECRETARY OF STATE INTERNTL RE	150,000.00	141,534,403.09	0.00	141,534,329.81	150,073.28	-73.28	150,000.00
FORECLOSURE PREVENTION PROGRAM	242,299.76	0.00	0.00	0.00	242,299.76	0.00	242,299.76
ABANDONED RESIDENTIAL PROPERTY MUNICIPALITY RELI	1,815,725.03	377.77	0.00	0.00	1,816,102.80	0.00	1,816,102.80
DNR FEDERAL PROJECTS	1,347,682.01	15,798,196.10	-81,807.78	16,748,146.92	315,923.41	-38,362.39	277,561.02
PUBLIC HEALTH SPEC STATE PROJ	32,075,935.35	12,208,516.53	-5,076,453.58	3,375,562.07	35,832,436.23	-21,488.04	35,810,948.19
CANNABIS BUSINESS DEVELOPMENT FUND	62,496,380.98	3,091,580.46	-4,930,750.00	4,445,000.00	56,212,211.44	0.00	56,212,211.44
ST. JUDE CHILDREN'S RESEARCH	16.19	0.00	0.00	0.00	16.19	0.00	16.19
STATE CONSTRUCTION ACCOUNT	1,963,885,254.12	640,410,450.29	978,922,182.07	1,059,397,441.08	2,523,820,445.40	-2,351,613.47	2,521,468,831.93
IL STATE POLICE FEDERAL PROJ5	1,506,773.52	5,111,186.81	326,055.42	5,272,012.98	1,672,002.77	-86,107.36	1,585,895.41
IL FORESTRY DEVELOPMENT	577,674.97	8,481,114.04	-13,054.00	5,194,843.30	3,850,891.71	-115,514.61	3,735,377.10
STATE POLICE SERVICES	31,623,063.11	31,665,570.96	-947,488.00	35,558,505.60	26,782,640.47	-13,754.63	26,768,885.84
HEALTH INSURANCE RESERVE	41,217,257.61	3,726,850,063.44	0.00	3,666,881,973.02	101,185,348.03	-11,125,670.15	90,059,677.88
CANNABIS EXPUNGEMENT FUND	2,876,189.25	0.00	2,812,289.00	2,167,935.29	3,520,542.96	-146,547.02	3,373,995.94
IL WILDLIFE PRESERVATION	2,725,398.46	422,764.90	233,498.13	480,446.48	2,901,215.01	0.00	2,901,215.01
YOUTH DRUG ABUSE PREVENTION	762,939.94	121,442.12	0.00	6,406.00	877,976.06	0.00	877,976.06
JUVENILE JUSTICE TRUST	790,301.65	581,764.85	0.00	524,620.84	847,445.66	0.00	847,445.66
CANNABIS REGULATION FUND	24,126,257.75	281,129,695.81	-253,983,271.91	27,298,155.56	23,974,526.09	-243,267.76	23,731,258.33
FEDERAL WORKFORCE TRAINING	5,712,090.03	161,094,553.83	-4,088,847.84	159,006,492.31	3,711,303.71	-1,353,630.22	2,357,673.49
DUCKS UNLIMITED	16,625.00	24,575.00	0.00	25,000.00	16,200.00	0.00	16,200.00
LOCAL CANNABIS CONSUMER EXCISE TAX TRUST FUND	15,360,071.18	77,349,497.86	0.00	76,150,690.85	16,558,878.19	0.00	16,558,878.19
METABOLIC SCREENING & TREATMNT	17,443,960.20	19,231,433.55	-379,358.10	22,651,396.67	13,644,638.98	-14,731.94	13,629,907.04
DHS RECOVERIES TRUST	2,730,428.27	17,025,875.32	-89,549.00	11,442,154.84	8,224,599.75	-383,216.99	7,841,382.76
INSURANCE PRODUCER ADMIN	160,475,780.37	59,460,443.48	-35,507,701.68	31,377,607.72	153,050,914.45	-158,383.13	152,892,531.32
LAW ENF OFF TRNG BD FED PROJ	0.81	0.00	0.00	0.00	0.81	0.00	0.81
LIEUTENANT GOVERNOR'S GRANT	0.00	0.00	0.00	0.00	0.00	0.00	0.00
COAL TECHNOLOGY DEV ASSIST	9,443,415.16	5,645,631.50	1,022,810.29	7,838,855.98	8,273,000.97	-10,826.85	8,262,174.12
GOVERNOR'S ADMINISTRATIVE FUND	413,813.59	0.00	499,033.00	543,285.92	369,560.67	-7,457.59	362,103.08
IL NATNL GUARD ARMORY CONSTR	58,105,733.57	25,221,831.27	-4,944.00	35,290,822.74	48,031,798.10	-167,708.86	47,864,089.24
STATE AVIATION PROGRAM FUND	41,521,716.76	19,708,746.93	-2,125.00	26,601,077.76	34,627,260.93	-224,732.94	34,402,527.99
VIOLENT CRIME VICTIMS ASSIST	6,198,009.90	4,100,073.51	0.00	7,026,624.70	3,271,458.71	-33,500.00	3,237,958.71
SENIOR CITIZEN REAL EST DEF TA	29,682,993.76	5,252,032.74	-5,000,000.00	3,529,461.60	26,405,564.90	0.00	26,405,564.90

Fund	Prev Year Cash Bal	FY25 Receipts	FY25 Transfers	FY25 Disbursements	Ending Cash Balance	Warrants Outstanding	Available Balance
J.J. WOLF MEMORIAL INVESTIGAT	83,787.88	0.00	0.00	0.00	83,787.88	0.00	83,787.88
STATE TREASURER CRT ORDER ESCR	655,745.37	29,034.78	0.00	0.00	684,780.15	0.00	684,780.15
CONVENTION CENTER SUPPORT	404,776.27	1,164,976.62	5,000,000.00	6,569,752.89	0.00	0.00	0.00
CHILD ABUSE PREVENTION	29,607.65	7,646.05	0.00	0.00	37,253.70	0.00	37,253.70
SOCIAL SERVS BLOCK GRANT	500,000.00	54,579,196.00	-54,579,196.00	0.00	500,000.00	0.00	500,000.00
RAIL FREIGHT LOAN REPAYMENT	871,368.04	38,584.19	0.00	0.00	909,952.23	0.00	909,952.23
HEARING INSTRUMENT DISPEN EXAM	396,170.31	88,472.07	1,305.00	3,572.03	482,375.35	-400.00	481,975.35
LOCAL GOVERNMENT AVIATION TRUST FUND	2,585,209.89	7,567,510.90	0.00	7,569,757.89	2,582,962.90	0.00	2,582,962.90
SELF-INSURERS SECURITY FUND	20,379,518.23	4,876,983.00	-137,097.23	1,722,556.00	23,396,848.00	-7,875.11	23,388,972.89
MPEA GRANTS	1,218,564.84	3,494,929.90	0.00	4,713,494.74	0.00	0.00	0.00
LOW-LEVEL RADIOACTIVE WASTE FACILITY DEVELOPMEN	1,660,225.93	1,125,435.93	-43,579.00	347,396.36	2,394,686.50	0.00	2,394,686.50
LOW-LEVEL RADIOACTIVE WASTE FACILITY CLOSURE, PO	2,317.18	114.69	0.00	0.00	2,431.87	0.00	2,431.87
ENVIRO PROTECT PERMIT & INSP	7,459,743.83	12,702,936.65	-63,475.00	10,595,351.15	9,503,854.33	-2,040.00	9,501,814.33
LANDFILL CLOSURE & POST-CLOSE	1,313,477.83	0.00	0.00	0.00	1,313,477.83	0.00	1,313,477.83
AVIATION FUEL SALES TAX REFUND FUND	0.00	0.00	0.00	0.00	0.00	0.00	0.00
GOVERNOR'S GRANT	239,658.58	1,156.35	211.00	191,277.35	49,748.58	-1,332.41	48,416.17
SECRETARY OF STATE'S GRANT	177,803.57	51,208.65	0.00	53,108.06	175,904.16	0.00	175,904.16
SOUND-REDUCING WINDOWS AND DOORS REPLACEMENT	25,037,841.81	9,500,000.00	0.00	7,851,195.40	26,686,646.41	0.00	26,686,646.41
CIVIC AND TRANSIT INFRASTRUCTURE FUND	0.00	0.00	0.00	0.00	0.00	0.00	0.00
NARCOTICS PROFIT FORFEITURE	1,847,552.73	1,260,402.36	-15,864.00	1,495,064.74	1,597,026.35	0.00	1,597,026.35
TRANSPORTATION RENEWAL	133,176,744.50	1,639,575,557.81	-1,110,744,601.27	522,691,209.56	139,316,491.48	-75,310.37	139,241,181.11
STATE MIGRATORY WATERFOWL STAM	4,644,079.65	1,030,339.60	0.00	1,828,346.69	3,846,072.56	0.00	3,846,072.56
IL STATE PODIATRIC DISCIPLINE	928,931.98	110,370.88	-31,761.41	231,348.33	776,193.12	-650.00	775,543.12
INDUSTRIAL BIOTECHNOLOGY CAPITAL MAINTENANCE FUND	0.00	0.00	0.00	0.00	0.00	0.00	0.00
DUI PREVENTION AND EDUCATION FUND	1,860,487.27	0.00	193,604.32	0.00	2,054,091.59	0.00	2,054,091.59
CHILD SUPPORT ENFORCE TRUST	51,583,195.01	161,364,989.80	0.00	186,737,618.29	26,408,830.37	-10,383,551.12	16,025,279.25
ATTORNEY GENERAL SEX OFFENDER AWARENESS, TRAINING, AND EDUCAT	461,424.49	134,000.77	0.00	342,637.53	252,787.73	0.00	252,787.73
MULTI-MODAL TRANSPORTATION BOND	579,872,411.28	51,585,002.00	-329,754.37	418,368,774.41	212,758,884.50	-145,792.74	212,613,091.76
BUILD ILLINOIS	0.00	916,295,353.59	-916,295,353.59	0.00	0.00	0.00	0.00
PARK & CONSERVATION	10,709,289.75	26,857,469.88	9,942,007.78	41,587,344.73	5,921,422.68	-286,720.92	5,634,701.76
VEHICLE INSPECTION	14,057,020.17	32,059,700.44	-1,197,519.03	23,345,527.10	21,573,674.48	-1,142.78	21,572,531.70
REGIONAL TRANSPORTATION AUTHORITY CAPITAL IMPROVEMENT	481,038,314.48	0.00	294,021,049.90	177,637,104.28	597,422,260.10	0.00	597,422,260.10
DOWNSTATE MASS TRANSPORTATION CAPITAL IMPROVEMENT	117,632,628.30	0.00	32,669,005.54	14,922,334.26	135,379,299.58	0.00	135,379,299.58
ILLINOIS WORKS FUND	34,099,445.16	43,772.86	19,494,423.00	10,534,665.35	43,102,975.67	0.00	43,102,975.67
MUNICIPAL MOTOR FUEL TAX FUND	1,004,577.73	6,516,554.06	0.00	6,423,425.07	1,097,706.72	0.00	1,097,706.72
SPORTS WAGERING FUND	20,132.51	396,743,412.60	-380,485,332.83	12,406,565.07	3,871,647.21	-1,155,359.02	2,716,288.19
LOCAL TOURISM	23,644,508.25	23,230,448.35	-1,203,310.87	21,191,499.49	24,480,146.24	0.00	24,480,146.24
BUILD ILLINOIS B R & I	50,784,331.38	789,602.77	592,205,100.90	590,319,369.18	53,459,665.87	-34,761,957.25	18,697,708.62
BUILD ILLINOIS BOND	861,045,663.62	789,659,457.01	0.00	781,176,597.11	869,528,523.52	-6,843,074.78	862,685,448.74
REBUILD ILLINOIS PROJECTS	557,566,152.25	79,950,000.00	-3,682.00	62,435,750.24	575,076,720.01	-1,452,500.00	573,624,220.01
ILLINOIS CAPITAL REVOLVING LOAN FUND	2,278,406.90	100,890.12	-48,000.00	0.00	2,331,297.02	0.00	2,331,297.02
IL EQUITY	2,378,299.10	217,786.86	-52,000.00	0.00	2,544,085.96	0.00	2,544,085.96
LARGE BUSINESS ATTRACTION	290,864,334.46	10,608,981.18	0.00	85,000,000.00	216,473,315.64	0.00	216,473,315.64
STATE FAIRGROUNDS CAPITAL IMPROVEMENTS AND HARNESS RACING FU	78,855.29	28,113.76	0.00	40,000.00	66,969.05	0.00	66,969.05
ILLINOIS PROPERTY TAX RELIEF FUND	0.00	0.00	0.00	0.00	0.00	0.00	0.00
DEFERRED LOTTERY PRIZE WINNERS	4,501,557.77	27,669,587.26	0.00	26,446,926.17	5,724,218.86	-406,406.00	5,317,812.86
SCOTT'S LAW FUND	368,238.39	75,512.13	0.00	12,925.87	430,824.65	0.00	430,824.65
MANTENO VETERANS HOME	32,149,421.10	21,480,775.89	-3,941.00	10,005,921.82	43,620,334.17	-10,077.01	43,610,257.16
COAL COMBUSTION RESIDUAL SURFACE IMPOUNDMENT FINANCIAL ASSU	0.00	0.00	0.00	0.00	0.00	0.00	0.00
ADELINE JAY GEO-KARIS ILLINOIS BEACH MARINA FUND	1,440,420.91	545,937.44	-182,813.19	146,536.49	1,657,008.67	-1,776.32	1,655,232.35

Fund	Prev Year Cash Bal	FY25 Receipts	FY25 Transfers	FY25 Disbursements	Ending Cash Balance	Warrants Outstanding	Available Balance
BHE FEDERAL GRANTS	646,720.82	20,595,538.95	0.00	20,749,170.32	493,089.45	-1,142.49	491,946.96
INTERNATIONAL & PROMOTIONAL	125,368.27	90,250.00	-19,254.46	46,606.25	149,757.56	0.00	149,757.56
THERESA TRACY TROT-ILLINOIS CANCERCARE FOUNDATION FUND	0.00	0.00	0.00	0.00	0.00	0.00	0.00
SCHOOL STEAM GRANT PROGRAM FUND	41,121.00	0.00	0.00	17,939.00	23,182.00	0.00	23,182.00
ATTORNEY GENERAL FEDERAL GRANT	351,305.17	6,270,654.18	0.00	6,349,515.44	272,443.91	-112,241.35	160,202.56
ABORTION CARE CLINICAL TRAINING PROGRAM FUND	0.00	0.00	0.00	0.00	0.00	0.00	0.00
ATTORNEY GENERAL COURT ORDERED SETTLEMENT DISTRIBUTION FUND	37,739,651.20	600,165.95	0.00	32,579,209.33	5,760,607.82	-1,020,788.67	4,739,819.15
ABANDONED MINED LANDS RECLAM	993,573.22	20,936,065.62	0.00	19,072,025.77	2,857,613.07	-25,143.33	2,832,469.74
LOAN LOSS RESERVE FUND	9,626,733.21	0.00	0.00	69,353.16	9,557,380.05	0.00	9,557,380.05
PUBLIC INFRASTRUCTURE CONST LN	985,146.62	43,624.34	0.00	0.00	1,028,770.96	0.00	1,028,770.96
IL AGRICULTURAL LOAN GUARANTEE	11,601,872.92	513,758.83	0.00	0.00	12,115,631.75	0.00	12,115,631.75
EDUC LABOR REL BD FAIR SHARE	23,999.07	1,062.80	0.00	18,532.17	6,529.70	-399.62	6,130.08
INSURANCE FINANCIAL REGULATION	54,838,249.94	15,036,092.90	-3,206,966.00	26,381,641.15	40,285,735.69	-152,610.50	40,133,125.19



Illinois State Treasurer

MICHAEL FRERICHS

SPRINGFIELD - STATE CAPITOL

219 State House | Springfield, IL 62706

Phone: (866) 458-7327 | Fax: (217) 785-2777

DOWNTOWN CHICAGO OFFICE

555 West Monroe Street, 14th Floor | Chicago, IL 60661

Phone: (866) 458-7327 | Fax: (312) 814-5930

SPRINGFIELD - MARINE BANK BUILDING

1 East Old State Capitol Plaza | Springfield, IL 62701

Phone: (866) 458-7327 | Fax: (217) 524-3822

OFFICE TTY LINE: (866) 877-6013

This annual report is intended to fulfill the requirements of Section 15 of the State Treasurer Act, Section 3(a) of the State Finance Act, and Article V, Section 19 of the Illinois Constitution.