


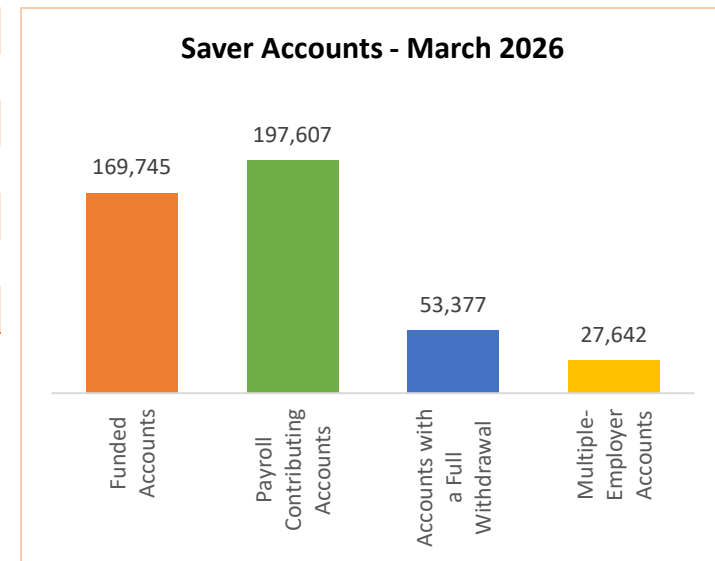
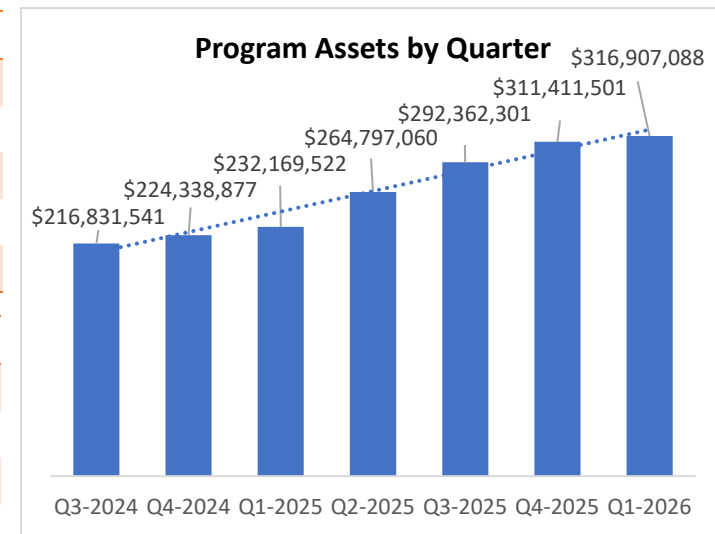


# Monthly Dashboard – March 2026\*

 Program	Current	February 2026	Change
• Total Assets	\$316,907,088.07	\$329,912,108.46	(\$13,005,020.39)
• Total Contributions	\$361,671,101.23	\$353,942,443.90	\$7,728,657.33
• Total Withdrawals	(\$121,567,060.19)	(\$117,803,113.17)	\$3,763,947.02
• Total Monthly Contributions	\$7,728,657.33	\$7,342,932.66	\$385,724.67
• Total Monthly Withdrawals	(\$3,763,947.02)	(\$3,972,313.30)	(\$208,366.28)

 Saver	Current	February 2026	Change
• Total Funded Accounts	169,745	168,375	1,370
• Payroll Contributing Accounts	197,607	195,935	1,672
• Multiple-Employer Accounts	27,642	27,189	453
• Self-Enrolled Funded Accounts	289	284	5
• Accounts with a Full Withdrawal	53,377	52,626	751
• Accounts with a Partial Withdrawal	9,124	8,938	186
• Full Withdrawal Rate	27.01%	26.86%	0.15%
• Average Monthly Contribution Amount	\$181.21	\$173.29	\$7.92
• Average Contribution Rate	6.53%	6.55%	(0.02%)
• Average Funded Account Balance	\$1,866.96	\$1,959.39	(\$92.43)
• Effective Opt-Out Rate	37.17%	36.94%	0.23%

 Employer	Current	February 2026	Change
• Total Registered	27,303	26,332	971
• Total Added Employee Data	30,712	29,721	991
• Total Submitting Payroll Deductions (Since Inception)	12,512	12,399	113
• Total Submitting Payroll Deductions (Last 90 Days)	8,163	8,245	(82)
• Total Exempted	72,872	71,562	1,310



\*Data as of March 31, 2026